


<http://www.turuta.md>

**SMD-codes**

**DATABOOK**

## SMD-codes

Active SMD semiconductor components marking codes



- 120.300 SMD-codes for active semiconductor components:
- Diodes, Transistors, Thyristors, Integrated Circuits
- Conventional case drawings
- Pinouts
- Marking style

**2010 EDITION**



ELECTRONICS

COMPONENTS

# Active SMD components marking codes databook


## INTRODUCTION

1. 2-pin CASES SMD SEMICONDUCTOR COMPONENTS
2. 3-pin CASES SMD SEMICONDUCTOR COMPONENTS
3. SOT-223 CASE SMD SEMICONDUCTOR COMPONENTS
4. SOT-89 CASE SMD SEMICONDUCTOR COMPONENTS
5. 4-pin CASE SMD SEMICONDUCTOR COMPONENTS
6. 5-pin CASE SMD SEMICONDUCTOR COMPONENTS
7. SOT-89-5 CASE SMD SEMICONDUCTOR COMPONENTS
8. 6 and more pin CASE SMD SEMICONDUCTOR COMPONENTS
9. BGA and LLP CASE SMD SEMICONDUCTOR COMPONENTS
10. CONVENTIONAL CASE DRAWINGS
11. CASES PIN ASSIGNMENTS / PINOUTS
12. PIN / TERMINAL FUNCTION (Table)
13. SMD-CODE MARKING STYLE
14. SAMPLE SCHEMATIC DIAGRAM
15. LOGOS, CONTACT and WEB-ADRESSES OF THE NANUFACTURERS

# TURUTA ELECTRONICS WORLD-

source of information for repair technicians about technical info, appliance schematics, datasheets, download e-books, semiconductors information resource

<http://www.turuta.md>



## TURUTA ELECTRONICS WORLD


SEMICONDUCTOR COMPONENT DATABOOKS, SERVICE MANUALS, DATASHEETS, REPAIR TECHNOLOGIES INFO

[Carre Migration Australia](#) Visa Advice and Management of Skilled, 457, ENS, Family visas [www.carremigration.com.au](http://www.carremigration.com.au)  
[Local Jewish Federations](#) Find out where to connect near you Community involvement; Philanthropy [www.jewishfed.com](http://www.jewishfed.com)  
[International Movers](#) Get fast and easy quotes, from several international movers. [www.intlmovers.com](http://www.intlmovers.com)

AdChoices ▶

### ELECTRONIC FORMAT DATABOOKS


---


**NEW!** • SMD-codes databook, 2011 Edition 

A new, 2011 edition SMD-codes databook in electronic format from a known author Eugene Turuta presents the SMD-codes for active semiconductor components. This book includes now 170.300 SMD-codes for different semiconductors like diodes, thyristors, transistors and ICs.

Make PayPal payment by regular price 25€

[Buy Now](#)





**NEW!** • STK and STR integrated circuits, 2011 Edition 

A new data book about the common and very popular STK (Sanyo) and STR (Sanken) hybrid integrated circuits. Over 1.600 circuits from STK0025 to STR-24579. Schematic of connection, application, short description, table of characteristics with all common parameters, replacements, case outline drawings available for all integrated circuits.

Make PayPal payment by regular price 24€

[Buy Now](#)



**NEW!** • Integrated circuits- power audio amplifiers, 2011 Edition 

A new, 2011 edition data book in electronic format from a known author Eugene Turuta presents the standard and modified circuit diagram, short description, electrical characteristics, pinouts and conventional case drawings of the integrated circuits - power audio amplifiers. This book includes about 6560 most popular integrated circuits - power (final) audio amplifiers and for today is the most complete databook in the world.

Turuta Electronic Worlds allow you to download sample of "SMD-codes databook, 2011 edition", "Power audio amplifiers- integrated circuits, 2011 edition", "STK and STR integrated circuits", "SMD-codes databook, 2010 edition" and more.

You can buy complete version of e-format (pdf) "SMD-codes databook, 2011 edition", "Power audio amplifiers- integrated circuits, 2011 edition", "STK and STR integrated circuits", "SMD-codes databook, 2010 edition", and more.

We accept PayPal payments from any country, Moneybookers payments from any country, International Money Transfer Systems such as: Anelik, Contact, Leader, RIA, UniStream, Western Union.

Turuta Electronic Worlds products are available on e-format (pdf file) only and via electronic delivery only. After payment, within 72 hours you will receive an email with the attached book (pdf file). Should we experience any issue sending the data over to you, we will notify you. If after 72 hours you do not receive any email from us please let us know.

Also you can free download appliance schematic diagram, power supply schematic diagram, datasheets and other.

In case if you have any questions, proposals or suggestions feel free to contact the author of the book at the e-mail address

[eturuta@gmail.com](mailto:eturuta@gmail.com)



## Introduction

Surface mount devices (SMDs) are used in a growing number of commercial and industrial products. SMDs have improved performance over through-hole components due to their smaller size, shorter internal leads, and smaller board layouts. These factors reduce the circuit's parasitic inductance and capacitance. SMDs can also be more cost effective than traditional through-hole components due to the smaller board size, fewer board layers, and fewer holes. Today more than 50% of active semiconductor components are surface-mounted.

At the same time, SMD devices are, by their very nature, too small to carry conventional semiconductor type numbers. Therefore, a somewhat arbitrary coding system has grown up, where the device package carries a simple one, two or more character or graphic SMD code. Thus it is necessary to take into account that the colour and (or) placing of alphanumeric or graphic symbols are also important.

Identifying the manufacturers type number of an SMD device from the package code can be a difficult task. Unfortunately, each device code is not necessarily unique.

It is possible for various manufacturers to place different devices in the same case with the same SMD-code. For example, with a **6H** SMD-code in a SOT-23 case might be either a npn-transistor **BC818** (CDIL) or a capacitance-diode **FMMV2104** (Zetex) or a n-channel JFET transistor **MMBF5486** (Motorola) or a pnp-digital transistor **MUN2131** (Motorola) or a pnp-digital transistor **UN2117** (Panasonic) or a CMOS-integrated circuit- voltage detector with reset output **R3131N36EA** (Ricoh). Even the same manufacturer may use the same code for different devices.

To identify a particular SMD device, is necessary to identify the manufacturer, package type and note the SMD code printed on the device.

The identification of the manufacturer is possible only if on the case are printed the manufacturer's logos, but it not always happens. Besides, sometimes it is possible to determine the manufacturer with indirect tags. Many recent ON Semiconductor devices have a small superscript letter after the device code, such as **SA<sup>c</sup>** (this smaller letter is merely a month of manufacture code). Siemens and Infineon devices usually have a lower case '**s**' (**ATs**, **LOs**). Philips devices usually have a lower case '**p**' (**AHp**, **Z1p**, **pB0**) or '**!**' (**D-Q**, **Z-S**) for the devices made in Hong Kong and '**t**' (**ZtS**, **tT9**, **Y7t**) for the devices made in Malaysia. In section 15 are submitted the logos of the SMD devices manufacturers.

The package type is another problem for the identification of SMD devices. The different manufacturers can designate identical cases according to the various standards (or according to the internal firm system). Besides, the various cases can have an identical kind (form) and differ only by sizes, but this distinction of sizes so it is not enough, that can be is measured only by special measuring devices.

Compliance with the name and type of cases from different manufacturers is solved by applying in the column "Cases" an equivalent type name for equivalent cases.

In addition to SMD-code on cases may be put padding alpha-numeric information (usually by another font or size of characters, also may be by other arrangement). Relationship position of the SMD-code and padding information we have defined as style and show in the column "Style"

In the following tables sections the SMD semiconductor components - irrelevant as to whether it is dealing with transistors, diodes, integrated circuits etc. are placed in separate tables according to numbers of terminals and (or) type of cases and are listed in alpha-numeric order by SMD-codes.

### Column 1 ("SMD-Code")

... (blue) Color of SMD code  
...+ blue Color of cathode band

### Column 2 ("Type")

The type designations correspond to those of the respective manufacturer documentations.

### Column 3 ("Device")





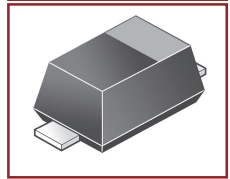
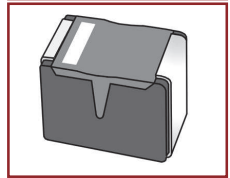
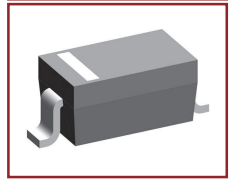

Short definition of the semiconductor component.

Used abbreviations:

BM-IC Battery Management integrated circuit  
BR Bridge Rectifier  
C-Diode Capacitance diode (varactor, varicap)  
CMOS-Logic CMOS logic integrated circuit  
Comp-IC Voltage comparator integrated circuit  
DC/DC-IC DC/DC voltage converter integrated circuit  
ESDP-diode ElectroStatic Discharge Protection diode  
ESD-Prot ElectroStatic Discharge Protection thyristor  
HIC Hall-effect sensor integrated circuit  
Lin-IC Linear integrated circuit  
LVR-IC Linear voltage regulator integrated circuit  
LVR/Vdet-IC Linear voltage regulator/Voltage detector combined integrated circuit  
MMIC Monolithic Microwave integrated circuit

MOS-...\* With integrated gate protection diode  
MOS-n-FET Metal-Oxide-Semiconductor n-channel FET  
MOS-n/p-FET Metal-Oxide-Semiconductor n-channel and p-channel FET area  
MOS-n-FET-d Metal-Oxide-Semiconductor n-channel FET, depletion type  
MOS-n-FET-e Metal-Oxide-Semiconductor n-channel FET, enhancement type  
MOS-p-FET Metal-Oxide-Semiconductor p-channel FET  
MOS-p-FET-d Metal-Oxide-Semiconductor p-channel FET, depletion type  
MOS-p-FET-e Metal-Oxide-Semiconductor p-channel FET, enhancement type  
n-FET n-channel Field Effect Transistor  
n-MES-FET n-channel METal Semiconductor FET  
Op-IC Operational amplifier integrated circuit  
p-FET p-channel Field Effect Transistor  
PIN-diode PIN-diode  
SA Z-diode Surge Absorption Zenner diode  
Si-Diode Silicon diode  
Si-Varistor Silicon voltage depending resistor  
Si-npn Silicon npn transistor  
Si-n/p Silicon npn and pnp transistors area  
Si-npn-Darl Silicon npn Darlington transistor  
Si-npn-Digi Silicon npn "digital" transistor







**SECTION 1**  
**2-pin CASES SMD SEMICONDUCTOR COMPONENTS**



SMD code	Type	Function	Short description	Case	Pinout	St.	Mnf.
<Z	TCMM3Z75VB	Z-dio de	75V±2%, Izt=5mA, Zzt=240Ω, 200mW	SOD-323F	6d	1a	Tac
=Z	TCMM3Z56VB	Z-dio de	56V±2%, Izt=5mA, Zzt=188Ω, 200mW	SOD-323F	6d	1a	Tac
>Z	TCMM3Z68VB	Z-dio de	68V±2%, Izt=5mA, Zzt=226Ω, 200mW	SOD-323F	6d	1a	Tac
0	HVC300A	C-diod e	VHF-Tuning, 32V, 2.6/39.5pF(25V, 2.2V/1 MHz)	UFP	6d	1b	Hit
0	HVE300A	C-diod e	VHF-Tuning, 39.5/47.4pF(2V)	SOD-123	5d	1a	Hit
0	HVU300A	C-diod e	VHF-Tuning, 32V, 2.6/39.5pF(25, 2.2V, 1MHz)	SOD-323	5d	1a	Ren
0	MMPZ5221SPT	Z-dio de	2.352...2.448V, Izt=5mA, Zzt=100Ω, 225mW	SOD-323	5d	1a	Chm
0 2	GDZ2V0B-V	Z-dio de	2.02...2.2V, Izt=5mA, Zzt=100Ω, 200mW	SOD-323	5d	1k	Vs
00	MM3Z2V4	Z-dio de	2.2...2.6V, Izt=5mA, Zzt=100Ω, 200mW	SOD-323	6d	1a	Ons,Sec
00	MM5Z2V4	Z-dio de	2.4V±5%, Izt=5mA, Zzt=100Ω, 100mW	SOD-523	6d	1a	Ons,Wtr
00	MMPZ5221BPT	Z-dio de	2.280...2.520V, Izt=5mA, Zzt=100Ω, 225mW	SOD-323	5d	1a	Chm
00	ZD02V4	Z-dio de	2.2...2.6V, 5mA, Zzt=100Ω, 200mW	SOD-322	5d	1a	Ctc
01	MM3Z2V7	Z-dio de	2.5...2.9V, 5mA, Zzt=100Ω, 200mW	SOD-323	6d	1a	Sec
01	MMSZ2V7	Z-dio de	2.7V±5%, Izt=5mA, Zzt=100Ω, 200mW	SOD-523	6d	1a	Wtr
01	MMPZ5223BPT	Z-dio de	2.565...2.835V, Izt=5mA, Zzt=100Ω, 225mW	SOD-323	5d	1a	Chm
01	ZD02V7	Z-dio de	2.5...2.9V, 5mA, Zzt=100Ω, 200mW	SOD-322	5d	1a	Ctc
01C100PH	BZG01-C100	Z-dio de	100 V±5%, 1.5W	DO-214AC	1d	1a	Phi
01C10PH	BZG01-C10	Z-dio de	10V±5%, 1.5W	DO-214AC	1d	1a	Phi
01C110PH	BZG01-C110	Z-dio de	110 V±5%, 1.5W	DO-214AC	1d	1a	Phi
01C11PH	BZG01-C11	Z-dio de	11V±5%, 1.5W	DO-214AC	1d	1a	Phi
01C120PH	BZG01-C120	Z-dio de	120 V±5%, 1.5W	DO-214AC	1d	1a	Phi
01C12PH	BZG01-C12	Z-dio de	12V±5%, 1.5W	DO-214AC	1d	1a	Phi
01C130PH	BZG01-C130	Z-dio de	130 V±5%, 1.5W	DO-214AC	1d	1a	Phi
01C13PH	BZG01-C13	Z-dio de	13V±5%, 1.5W	DO-214AC	1d	1a	Phi
01C150PH	BZG01-C150	Z-dio de	150 V±5%, 1.5W	DO-214AC	1d	1a	Phi
01C15PH	BZG01-C15	Z-dio de	15V±5%, 1.5W	DO-214AC	1d	1a	Phi
01C160PH	BZG01-C160	Z-dio de	160 V±5%, 1.5W	DO-214AC	1d	1a	Phi
01C16PH	BZG01-C16	Z-dio de	16V±5%, 1.5W	DO-214AC	1d	1a	Phi
01C180PH	BZG01-C180	Z-dio de	180 V±5%, 1.5W	DO-214AC	1d	1a	Phi
01C18PH	BZG01-C18	Z-dio de	18V±5%, 1.5W	DO-214AC	1d	1a	Phi
01C200PH	BZG01-C200	Z-dio de	200 V±5%, 1.5W	DO-214AC	1d	1a	Phi
01C20PH	BZG01-C20	Z-dio de	20V±5%, 1.5W	DO-214AC	1d	1a	Phi
01C220PH	BZG01-C220	Z-dio de	220 V±5%, 1.5W	DO-214AC	1d	1a	Phi
01C22PH	BZG01-C22	Z-dio de	22V±5%, 1.5W	DO-214AC	1d	1a	Phi
01C240PH	BZG01-C240	Z-dio de	270 V±5%, 1.5W	DO-214AC	1d	1a	Phi
01C24PH	BZG01-C24	Z-dio de	24V±5%, 1.5W	DO-214AC	1d	1a	Phi
01C270PH	BZG01-C270	Z-dio de	270 V±5%, 1.5W	DO-214AC	1d	1a	Phi
01C27PH	BZG01-C27	Z-dio de	27V±5%, 1.5W	DO-214AC	1d	1a	Phi
01C30PH	BZG01-C30	Z-dio de	30V±5%, 1.5W	DO-214AC	1d	1a	Phi
01C33PH	BZG01-C33	Z-dio de	33V±5%, 1.5W	DO-214AC	1d	1a	Phi
01C36PH	BZG01-C36	Z-dio de	36V±5%, 1.5W	DO-214AC	1d	1a	Phi
01C39PH	BZG01-C39	Z-dio de	39V±5%, 1.5W	DO-214AC	1d	1a	Phi
01C43PH	BZG01-C43	Z-dio de	43V±5%, 1.5W	DO-214AC	1d	1a	Phi
01C47PH	BZG01-C47	Z-dio de	47V±5%, 1.5W	DO-214AC	1d	1a	Phi
01C51PH	BZG01-C51	Z-dio de	51V±5%, 1.5W	DO-214AC	1d	1a	Phi
01C56PH	BZG01-C56	Z-dio de	56V±5%, 1.5W	DO-214AC	1d	1a	Phi
01C62PH	BZG01-C62	Z-dio de	62V±5%, 1.5W	DO-214AC	1d	1a	Phi
01C68PH	BZG01-C68	Z-dio de	68V±5%, 1.5W	DO-214AC	1d	1a	Phi
01C75PH	BZG01-C75	Z-dio de	75V±5%, 1.5W	DO-214AC	1d	1a	Phi
01C82PH	BZG01-C82	Z-dio de	82V±5%, 1.5W	DO-214AC	1d	1a	Phi
01C91PH	BZG01-C91	Z-dio de	91V±5%, 1.5W	DO-214AC	1d	1a	Phi
02	MM3Z3V0	Z-dio de	2.8...3.2V, 5mA, Zzt=95Ω, 200mW	SOD-323	6d	1a,1d	Ons,Sec
02	MMSZ3V0	Z-dio de	3.0V±5%, Izt=5.0mA, Zzt=100Ω, 200mW	SOD-523	6d	1a,1u	Ons,Wtr
02	MMPZ5225BPT	Z-dio de	2.850...3.150V, Izt=5mA, Zzt=95Ω, 225mW	SOD-323	5d	1a	Chm
02	ZD03V0	Z-dio de	2.8...3.2V, 5mA, Zzt=100Ω, 200mW	SOD-322	5d	1a	Ctc
03C10	BZG03-C10	Z-dio de	10V±5%, Izt=50mA, Zzt=2Ω, 1.25W	DO-214AC	1d	1a	Sil
03C100	BZG03-C100	Z-dio de	100 V±5%, Izt=5mA, Zzt=60Ω, 1.25W	DO-214AC	1d	1a	Sil
03C100PH	BZG03-C100	Z-dio de	100 V±5%, Izt=5mA, Zzt=60Ω, 1.25W	DO-214AC	1d	1a	Phi
03C10PH	BZG03-C10	Z-dio de	10V±5%, Izt=50mA, Zzt=2Ω, 1.25W	DO-214AC	1d	1a	Phi
03C11	BZG03-C11	Z-dio de	11V±5%, Izt=50mA, Zzt=4Ω, 1.25W	DO-214AC	1d	1a	Sil
03C110	BZG03-C110	Z-dio de	110 V±5%, Izt=5mA, Zzt=80Ω, 1.25W	DO-214AC	1d	1a	Sil
03C110PH	BZG03-C110	Z-dio de	110 V±5%, Izt=5mA, Zzt=80Ω, 1.25W	DO-214AC	1d	1a	Phi
03C11PH	BZG03-C11	Z-dio de	11V±5%, Izt=50mA, Zzt=4Ω, 1.25W	DO-214AC	1d	1a	Phi
03C12	BZG03-C12	Z-dio de	12V±5%, Izt=50mA, Zzt=4Ω, 1.25W	DO-214AC	1d	1a	Sil
03C120	BZG03-C120	Z-dio de	120 V±5%, Izt=5mA, Zzt=80Ω, 1.25W	DO-214AC	1d	1a	Sil
03C120PH	BZG03-C120	Z-dio de	120 V±5%, Izt=5mA, Zzt=80Ω, 1.25W	DO-214AC	1d	1a	Phi
03C12PH	BZG03-C12	Z-dio de	12V±5%, Izt=50mA, Zzt=4Ω, 1.25W	DO-214AC	1d	1a	Phi
03C13	BZG03-C13	Z-dio de	13V±5%, Izt=50mA, Zzt=5Ω, 1.25W	DO-214AC	1d	1a	Sil
03C130	BZG03-C130	Z-dio de	130 V±5%, Izt=5mA, Zzt=110Ω, 1.25W	DO-214AC	1d	1a	Sil
03C130PH	BZG03-C130	Z-dio de	130 V±5%, Izt=5mA, Zzt=110Ω, 1.25W	DO-214AC	1d	1a	Phi




**SECTION 2**  
**3-pin CASES SMD SEMICONDUCTOR COMPONENTS**



SMD code	Type	Function	Short description	Case	Pin. Sch.	St.	Mnf.
+P2	BFR92A	Si-npn	UHF-A-Band, 20V, 25mA, 300mW, B>40, >5GHz	SOT-23	16ta	-	3a Sil
+P5	BFR92AR	Si-npn	UHF-A-Band, 20V, 25mA, 300mW, B>40, >5GHz	SOT-23	16te	-	3a Sil
+R2	BFR93A	Si-npn	UHF-A-Band, 15V, 30mA, 300mW, B>40, >5GHz	SOT-23	16ta	-	3a Sil
+R5	BFR93AR	Si-npn	UHF-A-Band, 15V, 30mA, 300mW, B>40, >5GHz	SOT-23	16te	-	3a Sil
01	PDTA143EE	Si-pnp-Digi	Sw, 50V, 100mA, 150mW, R1/R2=4.7k/4.7k	SOT-416	16ta	-	3a Phi
01	PDTA143EK	Si-pnp-Digi	Sw, 50V, 100mA, 250mW, R1/R2=4.7k/4.7k	SC-59	16ta	-	3a Phi
011	SO2369R	Si-npn	Sw, 40V, 200mA, 330mW, B=40..120	SOT-23	16te	-	3a Ste
01A	APR3001-15A	Vdet-IC	1.5V, -Reset PPO	SOT-23	16vdb	VD7	3b Anp
01A	RA101C	Si-pnp-Digi	Sw, 50V, 100mA, 200mW, 250MHz, R1/R2=4.7k/47k	SOT-23	16ta	-	3a San
01B	APR3001-17A	Vdet-IC	1.75V, -Reset PPO	SOT-23	16vdb	VD7	3b Anp
01C	APR3001-23A	Vdet-IC	2.32V, -Reset PPO	SOT-23	16vdb	VD7	3b Anp
01C	RC101C	Si-npn-Digi	Sw, 50V, 100mA, 200mW, 250MHz, R1/R2=4.7k/47k	SOT-23	16ta	-	3a San
01D	APR3001-26A	Vdet-IC	2.63V, -Reset PPO	SOT-23	16vdb	VD7	3b Anp
01E	APR3001-29A	Vdet-IC	2.93V, -Reset PPO	SOT-23	16vdb	VD7	3b Anp
01F	APR3001-30A	Vdet-IC	3.08V, -Reset PPO	SOT-23	16vdb	VD7	3b Anp
01G	APR3001-39A	Vdet-IC	3.9V, -Reset PPO	SOT-23	16vdb	VD7	3b Anp
01H	APR3001-43A	Vdet-IC	4.38V, -Reset PPO	SOT-23	16vdb	VD7	3b Anp
01J	APR3001-46A	Vdet-IC	4.63V, -Reset PPO	SOT-23	16vdb	VD7	3b Anp
02	2N7002	MOS-n-FET-e	TMOS, 60V, 115mA, 225mW, <7.5Ω(500mA), 20/40ns	SOT-23	16fh	-	3b Sec
02	BSX39	Si-npn	Sw, Driver, 45V, 0.2A, <12/18ns	SOT-23	16te	-	3a Mot
02	PDTC143EE	Si-npn-Digi	Sw, 50V, 100mA, 150mW, R1/R2=4.7k/4.7k	SOT-416	16ta	-	3a Phi
02	PDTC143EK	Si-npn-Digi	Sw, 50V, 100mA, 150mW, R1/R2=4.7k/4.7k	SC-59	16ta	-	3a Phi
02	2N7002	MOS-n-FET-e	TMOS, 60V, 115mA, 225mW, <7.5Ω(500mA), 20/40ns	SOT-23	16fh	-	3b Fm
02A	APR3002-15A	Vdet-IC	1.5V, +Reset PPO	SOT-23	16vdb	VD7	3b Anp
02C	APR3002-23A	Vdet-IC	2.32V, +Reset PPO	SOT-23	16vdb	VD7	3b Anp
02D	APR3002-26A	Vdet-IC	2.63V, +Reset PPO	SOT-23	16vdb	VD7	3b Anp
02E	APR3002-29A	Vdet-IC	2.93V, +Reset PPO	SOT-23	16vdb	VD7	3b Anp
02F	APR3002-30A	Vdet-IC	3.08V, +Reset PPO	SOT-23	16vdb	VD7	3b Anp
02F	CH493DPT	Si-diode	Dual, SBD, 40V, 400mA, Vf<0.5V(200mA)	SOT-23	16gd	-	3a Chm
02F	CH493DPT	Si-diode	Dual, SBD, 40V, 400mA, Vf<0.5V(200mA)	SC-59	16gd	-	3a Chm
02G	APR3002-39A	Vdet-IC	3.9V, +Reset PPO	SOT-23	16vdb	VD7	3b Anp
02H	APR3002-43A	Vdet-IC	4.38V, +Reset PPO	SOT-23	16vdb	VD7	3b Anp
02J	APR3002-46A	Vdet-IC	4.63V, +Reset PPO	SOT-23	16vdb	VD7	3b Anp
02K	2N7002	MOS-n-FET-e*	TMOS, 60V, 115mA, 225mW, <7.5Ω(500mA), 20/40ns	SOT-23	16fh	-	3b Fm
03	DTC143TE	Si-npn-Digi	Sw, 50V, 100mA, 150mW, 250MHz, R1=4k7	SOT-416	16ta	-	3a Rhm
03	DTC143TKA	Si-npn-Digi	Sw, 50V, 100mA, 200mW, 250MHz, R1=4k7	SOT-346	16ta	-	3a Rhm
03	DTC143TM	Si-npn-Digi	Sw, 50V, 100mA, 150mW, 250MHz, R1=4k7	VMT3	18ta	-	3a Rhm
03	DTC143TUA	Si-npn-Digi	Sw, 50V, 100mA, 200mW, 250MHz, R1=4.7k	UMT3	16ta	-	3a Rhm
03	MSCT03	TVS	3.3V, 300W (8/20μs)	SOT-23	16dh	-	3a Msp
03	PDTA114EE	Si-pnp-Digi	Sw, 50V, 100mA, 150mW, R1/R2=10k/10k	SOT-416	16ta	-	3a Phi
03	PDTA114EEF	Si-pnp-Digi	Sw, 50V, 100mA, 250mW, R1/R2=10k/10k	SOT-490	18ta	-	3a Phi
03	PDTA114EK	Si-pnp-Digi	Sw, 50V, 100mA, 250mW, R1/R2=10k/10k	SC-59	16ta	-	3a Phi
-03	PDTA114EU	Si-pnp-Digi	Sw, 50V, 100mA, 200mW, R1/R2=10k/10k	SOT-323	16ta	-	3a PhiH
03A	APR3003-15A	Vdet-IC	1.5V, -Reset ODO	SOT-23	16vdb	VD6	3b Anp
03B	APR3003-17A	Vdet-IC	1.75V, -Reset ODO	SOT-23	16vdb	VD6	3b Anp
03C	APR3003-23A	Vdet-IC	2.32V, -Reset ODO	SOT-23	16vdb	VD6	3b Anp
03C	MSCT03C	TVS	3.3V, 300W (8/20μs), Bidirectional	SOT-23	16dp	-	3a Msp
03D	APR3003-26A	Vdet-IC	2.63V, -Reset ODO	SOT-23	16vdb	VD6	3b Anp
03E	APR3003-29A	Vdet-IC	2.93V, -Reset ODO	SOT-23	16vdb	VD6	3b Anp
03F	APR3003-30A	Vdet-IC	3.08V, -Reset ODO	SOT-23	16vdb	VD6	3b Anp
03F	CH494DPT	Si-diode	Dual, SBD, 40V, 400mA, Vf<0.5V(200mA)	SOT-23	16dl	-	3a Chm
03F	CH494DPT	Si-diode	Dual, SBD, 40V, 400mA, Vf<0.5V(200mA)	SC-59	16dl	-	3a Chm
03F	CH494WSPT	Si-diode	Dual, SBD, 40V, 400mA, Vf<0.5V(200mA)	SOT-323	16dl	-	3a Chm
03G	APR3003-39A	Vdet-IC	3.9V, -Reset ODO	SOT-23	16vdb	VD6	3b Anp
03H	APR3003-43A	Vdet-IC	4.38V, -Reset ODO	SOT-23	16vdb	VD6	3b Anp
03J	APR3003-46A	Vdet-IC	4.63V, -Reset ODO	SOT-23	16vdb	VD6	3b Anp
04	PDTC114EK	Si-npn-Digi	Sw, 50V, 100mA, 250mW, R1/R2=10k/10k	SC-59	16ta	-	3a Phi
-04	PMSS3904	Si-npn	GP, 60V, 100mA, 200mW, B=100..300, >180MHz	SOT-323	16ta	-	3a PhiH
04A	RA104C	Si-pnp-Digi	SW, 50V, 100mA, 200mW, 250MHz, R1/R2=10k/47k	SOT-23	16ta	-	3a San
04C	RC104C	Si-npn-Digi	SW, 50V, 100mA, 200mW, 250MHz, R1/R2=10k/47k	SOT-23	16ta	-	3a San
04F	CH495DPT	Si-diode	Dual, SBD, 40V, 400mA, Vf<0.5V(200mA)	SC-59	16df	-	3a Chm
04F	CH495DPT	Si-diode	Dual, SBD, 40V, 400mA, Vf<0.5V(200mA)	SOT-23	16df	-	3a Chm
05	DTC124TE	Si-npn-Digi	Sw, 50V, 100mA, 150mW, 250MHz, R1=22k	SOT-416	16ta	-	3a Rhm
05	DTC124TKA	Si-npn-Digi	Sw, 50V, 100mA, 200mW, 250MHz, R1=22k	SOT-346	16ta	-	3a Rhm
05	DTC124TM	Si-npn-Digi	Sw, 50V, 100mA, 150mW, 250MHz, R1=22k	VMT3	18ta	-	3a Rhm
05	DTC124TUA	Si-npn-Digi	Sw, 50V, 100mA, 200mW, B=11.600, >200MHz, R1=22k	UMT3	16ta	-	3a Rhm
05	MSCT05	TVS	5V, 300W (8/20μs)	SOT-23	16dh	-	3a Msp
05	PDTA124EE	Si-pnp-Digi	Sw, 50V, 100mA, 150mW, R1/R2=22k/22k	SOT-416	16ta	-	3a Phi
05	PDTA124EK	Si-pnp-Digi	Sw, 50V, 100mA, 250mW, R1/R2=22k/22k	SC-59	16ta	-	3a Phi
05C	MSCT05C	TVS	5V, 300W (8/20μs), Bidirectional	SOT-23	16dp	-	3a Msp




**SECTION 3**  
**SOT-223 CASE SMD SEMICONDUCTOR COMPONENTS**



SMD code	Type	Function	Short description	Case	Pin. Sch.	St.	Mn.
01N60C3	SPN01N60C3	MOS-n-FET	HV, LogL, 650V, 300mA, 1.8W, 5.5Ω(500mA), 45/60ns	SOT-223	21f2	-	4k Inf
02N60C3	SPN02N60C3	MOS-n-FET	HV, LogL, 600V, 400mA, 1.8W, 2.0Ω(1.1A), 6/68ns	SOT-223	21f2	-	4k Inf
02N60S5	SPN02N60S5	MOS-n-FET	HV, LogL, 600V, 400mA, 1.8W, 2.5Ω(1.1A), 30/110ns	SOT-223	21f2	-	4k Inf
03N60C3	SPN03N60C3	MOS-n-FET	HV, LogL, 650V, 700mA, 1.8W, 1.2Ω(2A), 7/64ns	SOT-223	21f2	-	4k Inf
03N60S5	SPN03N60S5	MOS-n-FET	HV, LogL, 600V, 700mA, 1.8W, 1.2Ω(2A), 35/120ns	SOT-223	21f2	-	4k Inf
04N60S5	SPN04N60S5	MOS-n-FET	HV, LogL, 600V, 800mA, 1.8W, 0.8Ω(2.8A), 40/130ns	SOT-223	21f2	-	4k Inf
103MN	Z0103MN	Triac	600V, 1A, 1W, V <sub>tm</sub> <1.56V, <I <sub>gt</sub> >3mA	SOT-223	21hz	-	4s Ons
107MN	Z0107MN	Triac	600V, 1A, 1W, V <sub>tm</sub> <1.56V, I <sub>gt</sub> >5mA	SOT-223	21hz	-	4s Ons
109MN	Z0109MN	Triac	600V, 1A, 1W, V <sub>tm</sub> <1.56V, I <sub>gt</sub> >10mA	SOT-223	21hz	-	4s Ons
1117	LT1117CST	LVR-IC	LDO, Adjustable1.5..15V, 800mA	SOT-223	21wc	VR20	4r Ltc
11172	LT1117CST-2.85	LVR-IC	LDO, 2.85±1%V, 800mA	SOT-223	21wb	VR1	4r Ltc
11173	LT1117CST-3.3	LVR-IC	LDO, 3.3V±1%, 800mA	SOT-223	21wb	VR1	4r Ltc
11175	LT1117CST-5	LVR-IC	LDO, 5V±1%, 800mA	SOT-223	21wb	VR1	4r Ltc
1172	NCP1117ST20T3	LVR-IC	LDO, 2V±1%, 800mA	SOT-223	21wb	VR1	4s Ons
1172V	NCV1117ST20T3	LVR-IC	LDO, 2V±1%, 800mA	SOT-223	21wb	VR1	4s Ons
1175	NCP1117ST50T3	LVR-IC	LDO, 5V±1%, 800mA	SOT-223	21wb	VR1	4s Ons
117A	NCP1117STAT3	LVR-IC	LDO, Adjustable 2..12V, 800mA	SOT-223	21wc	VR20	4s Ons
117AV	NCV1117STAT3	LVR-IC	LDO, Adjustable 2..12V, 800mA	SOT-223	21wc	VR20	4s Ons
1712	NCP1117ST12T3	LVR-IC	LDO, 12V±1%, 800mA	SOT-223	21wb	VR1	4s Ons
1712V	NCV1117ST12T3	LVR-IC	LDO, 12V±1%, 800mA	SOT-223	21wb	VR1	4s Ons
1715	NCP1117ST15T3	LVR-IC	LDO, 1.5V±1%, 800mA	SOT-223	21wb	VR1	4s Ons
1715V	NCV1117ST15T3	LVR-IC	LDO, 1.5V±1%, 800mA	SOT-223	21wb	VR1	4s Ons
1718	NCP1117ST18T3	LVR-IC	LDO, 1.8V±1%, 800mA	SOT-223	21wb	VR1	4s Ons
1718V	NCV1117ST18T3	LVR-IC	LDO, 1.8V±1%, 800mA	SOT-223	21wb	VR1	4s Ons
1719	NCP1117ST19T3	LVR-IC	LDO, 1.9V±1%, 800mA	SOT-223	21wb	VR1	4s Ons
1725	NCP1117ST25T3	LVR-IC	LDO, 2.5V±1%, 800mA	SOT-223	21wb	VR1	4s Ons
1725V	NCV1117ST25T3	LVR-IC	LDO, 2.5V±1%, 800mA	SOT-223	21wb	VR1	4s Ons
1733	NCP1117ST33T3	LVR-IC	LDO, 3.3V±1%, 800mA	SOT-223	21wb	VR1	4s Ons
1733V	NCV1117ST33T3	LVR-IC	LDO, 3.3V±1%, 800mA	SOT-223	21wb	VR1	4s Ons
1AM	PZT3904	Si-npn	Sw, 60V, 100mA, 1.2W, B=100..300, >300MHz	SOT-223	21tm	-	4s Ons
1C200	NSS1C200MZ4	Si-npn	GP, 100V, 2A, 2W, B=150..360, 120MHz	SOT-223	21tm	-	4s Ons
1N10	MMF1N10E	MOS-n-FET-e	V-MOS, 100V, 1A, <0.25Ω(500mA)	SOT-223	21f2	-	4s Mot
24K	XC6202P182FR	LVR-IC	LDO, 1.8V±2%, 150mA	SOT-223	21ch	VR1	4k Tor
24L	XC6202P192FR	LVR-IC	LDO, 1.9V±2%, 150mA	SOT-223	21ch	VR1	4k Tor
24M	XC6202P202FR	LVR-IC	LDO, 2V±2%, 150mA	SOT-223	21ch	VR1	4k Tor
24M	XC6216D202FR	LVR-IC	2.0V±2%, 150mA	SOT-223	21ch	VR1	4k Tor
24N	XC6202P212FR	LVR-IC	LDO, 2.1V±2%, 150mA	SOT-223	21ch	VR1	4k Tor
24N	XC6216D212FR	LVR-IC	2.1V±2%, 150mA	SOT-223	21ch	VR1	4k Tor
24P	XC6202P222FR	LVR-IC	LDO, 2.2V±2%, 150mA	SOT-223	21ch	VR1	4k Tor
24P	XC6216D222FR	LVR-IC	2.2V±2%, 150mA	SOT-223	21ch	VR1	4k Tor
24R	XC6202P232FR	LVR-IC	LDO, 2.3V±2%, 150mA	SOT-223	21ch	VR1	4k Tor
24R	XC6216D232FR	LVR-IC	2.3V±2%, 150mA	SOT-223	21ch	VR1	4k Tor
24S	XC6202P242FR	LVR-IC	LDO, 2.4V±2%, 150mA	SOT-223	21ch	VR1	4k Tor
24S	XC6216D242FR	LVR-IC	2.4V±2%, 150mA	SOT-223	21ch	VR1	4k Tor
24T	XC6202P252FR	LVR-IC	LDO, 2.5V±2%, 150mA	SOT-223	21ch	VR1	4k Tor
24T	XC6216D252FR	LVR-IC	2.5V±2%, 150mA	SOT-223	21ch	VR1	4k Tor
24U	XC6202P262FR	LVR-IC	LDO, 2.6V±2%, 150mA	SOT-223	21ch	VR1	4k Tor
24U	XC6216D262FR	LVR-IC	2.6V±2%, 150mA	SOT-223	21ch	VR1	4k Tor
24V	XC6202P272FR	LVR-IC	LDO, 2.7V±2%, 150mA	SOT-223	21ch	VR1	4k Tor
24V	XC6216D272FR	LVR-IC	2.7V±2%, 150mA	SOT-223	21ch	VR1	4k Tor
24X	XC6202P282FR	LVR-IC	LDO, 2.8V±2%, 150mA	SOT-223	21ch	VR1	4k Tor
24X	XC6216D282FR	LVR-IC	2.8V±2%, 150mA	SOT-223	21ch	VR1	4k Tor
24Y	XC6202P292FR	LVR-IC	LDO, 2.9V±2%, 150mA	SOT-223	21ch	VR1	4k Tor
24Y	XC6216D292FR	LVR-IC	2.9V±2%, 150mA	SOT-223	21ch	VR1	4k Tor
24Z	XC6202P302FR	LVR-IC	LDO, 3V±2%, 150mA	SOT-223	21ch	VR1	4k Tor
24Z	XC6216D302FR	LVR-IC	3.0V±2%, 150mA	SOT-223	21ch	VR1	4k Tor
250	XC6202P312FR	LVR-IC	LDO, 3.1V±2%, 150mA	SOT-223	21ch	VR1	4k Tor
250	XC6216D312FR	LVR-IC	3.1V±2%, 150mA	SOT-223	21ch	VR1	4k Tor
251	XC6202P322FR	LVR-IC	LDO, 3.2V±2%, 150mA	SOT-223	21ch	VR1	4k Tor
251	XC6216D322FR	LVR-IC	3.2V±2%, 150mA	SOT-223	21ch	VR1	4k Tor
252	XC6202P332FR	LVR-IC	LDO, 3.3V±2%, 150mA	SOT-223	21ch	VR1	4k Tor
252	XC6216D332FR	LVR-IC	3.3V±2%, 150mA	SOT-223	21ch	VR1	4k Tor
253	XC6202P342FR	LVR-IC	LDO, 3.4V±2%, 150mA	SOT-223	21ch	VR1	4k Tor
253	XC6216D342FR	LVR-IC	3.4V±2%, 150mA	SOT-223	21ch	VR1	4k Tor
254	XC6202P352FR	LVR-IC	LDO, 3.5V±2%, 150mA	SOT-223	21ch	VR1	4k Tor
254	XC6216D352FR	LVR-IC	3.5V±2%, 150mA	SOT-223	21ch	VR1	4k Tor
255	XC6202P362FR	LVR-IC	LDO, 3.6V±2%, 150mA	SOT-223	21ch	VR1	4k Tor
255	XC6216D362FR	LVR-IC	3.6V±2%, 150mA	SOT-223	21ch	VR1	4k Tor
256	XC6202P372FR	LVR-IC	LDO, 3.7V±2%, 150mA	SOT-223	21ch	VR1	4k Tor
256	XC6216D372FR	LVR-IC	3.7V±2%, 150mA	SOT-223	21ch	VR1	4k Tor








**SECTION 4**  
**SOT-89 CASE SMD SEMICONDUCTOR COMPONENTS**



SMD code	Type	Function	Short description	Case	Pin. Sch.	St.	Mnf.
01	Gali-1	MMIC	RF amplifier, DC..8GHz, 11dB (50Ω)	SOT-89	20aa A1	4b	Mc
01A	APR3001-15D	Vdet-IC	1.5V, -Reset PPO	SOT-89	20vda VD7	4b	Anp
01B	APR3001-17D	Vdet-IC	1.75V, -Reset PPO	SOT-89	20vda VD7	4b	Anp
01C	APR3001-23D	Vdet-IC	2.32V, -Reset PPO	SOT-89	20vda VD7	4b	Anp
01D	APR3001-26D	Vdet-IC	2.63V, -Reset PPO	SOT-89	20vda VD7	4b	Anp
01E	APR3001-29D	Vdet-IC	2.93V, -Reset PPO	SOT-89	20vda VD7	4b	Anp
01F	APR3001-30D	Vdet-IC	3.08V, -Reset PPO	SOT-89	20vda VD7	4b	Anp
01G	APR3001-39D	Vdet-IC	3.9V, -Reset PPO	SOT-89	20vda VD7	4b	Anp
01H	APR3001-43D	Vdet-IC	4.38V, -Reset PPO	SOT-89	20vda VD7	4b	Anp
01J	APR3001-46D	Vdet-IC	4.63V, -Reset PPO	SOT-89	20vda VD7	4b	Anp
02	Gali-2	MMIC	RF amplifier, DC..8GHz, 15.1dB (50Ω)	SOT-89	20aa A1	4b	Mc
02A	APR3002-15D	Vdet-IC	1.5V, +Reset PPO	SOT-89	20vda VD7	4b	Anp
02B	APR3002-17D	Vdet-IC	1.75V, +Reset PPO	SOT-89	20vda VD7	4b	Anp
02C	APR3002-23D	Vdet-IC	2.32V, +Reset PPO	SOT-89	20vda VD7	4b	Anp
02D	APR3002-26D	Vdet-IC	2.63V, +Reset PPO	SOT-89	20vda VD7	4b	Anp
02E	APR3002-29D	Vdet-IC	2.93V, +Reset PPO	SOT-89	20vda VD7	4b	Anp
02F	APR3002-30D	Vdet-IC	3.08V, +Reset PPO	SOT-89	20vda VD7	4b	Anp
02G	APR3002-39D	Vdet-IC	3.9V, +Reset PPO	SOT-89	20vda VD7	4b	Anp
02H	APR3002-43D	Vdet-IC	4.38V, +Reset PPO	SOT-89	20vda VD7	4b	Anp
02J	APR3002-46D	Vdet-IC	4.63V, +Reset PPO	SOT-89	20vda VD7	4b	Anp
03	Gali-3	MMIC	RF amplifier, DC..3GHz, 15.8dB (50Ω)	SOT-89	20aa A1	4b	Mc
03A	APR3003-15D	Vdet-IC	1.5V, -Reset ODO	SOT-89	20vda VD6	4b	Anp
03B	APR3003-17D	Vdet-IC	1.75V, -Reset ODO	SOT-89	20vda VD6	4b	Anp
03C	APR3003-23D	Vdet-IC	2.32V, -Reset ODO	SOT-89	20vda VD6	4b	Anp
03D	APR3003-26D	Vdet-IC	2.63V, -Reset ODO	SOT-89	20vda VD6	4b	Anp
03E	APR3003-29D	Vdet-IC	2.93V, -Reset ODO	SOT-89	20vda VD6	4b	Anp
03F	APR3003-30D	Vdet-IC	3.08V, -Reset ODO	SOT-89	20vda VD6	4b	Anp
03G	APR3003-39D	Vdet-IC	3.9V, -Reset ODO	SOT-89	20vda VD6	4b	Anp
03H	APR3003-43D	Vdet-IC	4.38V, -Reset ODO	SOT-89	20vda VD6	4b	Anp
03J	APR3003-46D	Vdet-IC	4.63V, -Reset ODO	SOT-89	20vda VD6	4b	Anp
04	Gali-4	MMIC	RF amplifier, DC..4GHz, 13.1dB (50Ω)	SOT-89	20aa A1	4b	Mc
047	FCX1047A	Si-npn	Hi-beta, Lo-sat, 35V, 4A, 2W, B=450..1200, 150MHz	SOT-89	20tb -	4b	Zx
04F	Gali-4F	MMIC	RF amplifier, DC..4GHz, 13.2dB (50Ω)	SOT-89	20aa A1	4b	Mc
05	Gali-5	MMIC	RF amplifier, DC..4GHz, 15.1dB (50Ω)	SOT-89	20aa A1	4b	Mc
051	FCX1051A	Si-npn	Hi-beta, Lo-sat, 150V, 3A, 2W, B=450..1200, 155MHz	SOT-89	20tb -	4b	Zx
053	FCX1053A	Si-npn	Hi-beta, Lo-sat, 150V, 3A, 1W, B=100..1200, 140MHz	SOT-89	20tb -	4b	Zx
05F	Gali-5F	MMIC	RF amplifier, DC..4GHz, 15.1dB (50Ω)	SOT-89	20aa A1	4b	Mc
06	Gali-6	MMIC	RF amplifier, DC..4GHz, 12.3dB (50Ω)	SOT-89	20aa A1	4b	Mc
06F	Gali-6F	MMIC	RF amplifier, DC..4GHz, 12.3dB (50Ω)	SOT-89	20aa A1	4b	Mc
0B	RH5RL20AA	LVR-IC	2V±2.5%, 150mA	SOT-89	20vl VR1	4c	Ric
0C	MC78LC30HTT1	LVR-IC	Low Iq, 3V±2.5%, 80mA	SOT-89	20vl VR1	4b	Ons
0C	RH5RL30AA	LVR-IC	3V±2.5%, 150mA	SOT-89	20vl VR1	4c	Ric
0D	RH5RL40AA	LVR-IC	4V±2.5%, 150mA	SOT-89	20vl VR1	4c	Ric
0E	RH5RL50AA	LVR-IC	5V±2.5%, 150mA	SOT-89	20vl VR1	4c	Ric
0F	RH5RL60AA	LVR-IC	6V±2.5%, 150mA	SOT-89	20vl VR1	4c	Ric
0J	RH5RE20AA	LVR-IC	Ultra-LDO, 2V±2.5%, 300mA	SOT-89	20vl VR1	4c	Ric
0K	RH5RE30AA	LVR-IC	Ultra-LDO, 3V±2.5%, 300mA	SOT-89	20vl VR1	4c	Ric
0L	RH5RE40AA	LVR-IC	Ultra-LDO, 4V±2.5%, 300mA	SOT-89	20vl VR1	4c	Ric
0M	RH5RE50AA	LVR-IC	Ultra-LDO, 5V±2.5%, 300mA	SOT-89	20vl VR1	4c	Ric
0N	RH5RE60AA	LVR-IC	Ultra-LDO, 6V±2.5%, 300mA	SOT-89	20vl VR1	4c	Ric
1019G	EC1019B-G	MMIC	Buff/amp, DC..4GHz, 18.5dB (2GHz, 50Ω)	SOT-89	20aa A1	4i	Wjc
1078G	EC1078B-G	MMIC	Buff/amp, DC..3.5GHz, 20dB (1GHz, 50Ω)	SOT-89	20aa A1	4i	Wjc
10Y	BZV49-C10	Z-diode	10V±5%, Izt=5mA, 1W	SOT-89	20dm -	4b	Phi
11A	APR3011-15D	Vdet-IC	1.5V, -Reset PPO	SOT-89	20vde VD7	4b	Anp
11B	APR3011-17D	Vdet-IC	1.75V, -Reset PPO	SOT-89	20vde VD7	4b	Anp
11C	APR3011-23D	Vdet-IC	2.32V, -Reset PPO	SOT-89	20vde VD7	4b	Anp
11D	APR3011-26D	Vdet-IC	2.63V, -Reset PPO	SOT-89	20vde VD7	4b	Anp
11E	APR3011-29D	Vdet-IC	2.93V, -Reset PPO	SOT-89	20vde VD7	4b	Anp
11F	APR3011-30D	Vdet-IC	3.08V, -Reset PPO	SOT-89	20vde VD7	4b	Anp
11G	APR3011-39D	Vdet-IC	3.9V, -Reset PPO	SOT-89	20vde VD7	4b	Anp
11H	APR3011-43D	Vdet-IC	4.38V, -Reset PPO	SOT-89	20vde VD7	4b	Anp
11J	APR3011-46D	Vdet-IC	4.63V, -Reset PPO	SOT-89	20vde VD7	4b	Anp
11Y	BZV49-C11	Z-diode	11V±5%, Izt=5mA, 1W	SOT-89	20dm -	4b	Phi
12	ELM85121AA	LVR-IC	LDO, 1.2V±2%, 800mA	SOT-89	20vl VR1	4a	Elm
T20	XC6372A201P	DC/DC-IC	PWM/PFM step-up, 100kHz, 2.0V±2.5%, 100mA	SOT-89	20bq DC2	4c	Tor
1203O	KSA1203-O	Si-pnp	AF, 30V, 1.5A, 500mW, B=100..200, 20MHz	SOT-89	20tb -	4n	F
1203Y	KSA1203-Y	Si-pnp	AF, 30V, 1.5A, 500mW, B=160..320, 20MHz	SOT-89	20tb -	4n	F
T21	XC6372A202P	DC/DC-IC	PWM/PFM step-up, 180kHz, 2.0V±2.5%, 100mA	SOT-89	20bq DC2	4c	Tor
T22	XC6372A221P	DC/DC-IC	PWM/PFM step-up, 100kHz, 2.2V±2.5%, 100mA	SOT-89	20bq DC2	4c	Tor
T23	XC6372A231P	DC/DC-IC	PWM/PFM step-up, 100kHz, 2.3V±2.5%, 100mA	SOT-89	20bq DC2	4c	Tor






**SECTION 5**  
**4-pin CASES SMD SEMICONDUCTOR COMPONENTS**



SMD code	Type	Function	Short description	Case	Pin.	Sch.	St.	Mnf.
01	MRF9011	Si-n-pn	UHF, 25V, 30mA, 300mW, B=30..200, 3.8GHz	SOT-143	24tc	-	5c	Mot
02	MRF5711	Si-n-pn	UHF, 20V, 80mA, 580mW, B=50..300, 8GHz	SOT-143	24tc	-	5c	Mot
03	VAM-3	MMIC	RF amplifier, DC..2GHz, 7.5dB (50Ω)	SOT-143	24a a	A1	5c	Mc
04	MRF4427	Si-n-pn	UHF, 40V, 400mA, 220mW, B=10..200, 1.6GHz	SOT-143	24tc	-	5c	Mot
04	MRF5211	Si-p-np	UHF, 20V, 70mA, 333mW, B=25..125, 4.2GHz	SOT-143	24tc	-	5c	Mot
05	MRF9331	Si-n-pn	UHF, 15V, 2mA, 50mW, B=30..200, 5GHz	SOT-143	24tc	-	5c	Mot
05F	TSDF1205R	Si-n-pn	UHF-VHF, LN, 9V, 12mA, 40mW, B=50..250, 12GHz	SOT-143R	26tu	-	5b	Vs
06	VAM-6	MMIC	RF amplifier, DC..2GHz, 8dB (50Ω)	SOT-143	24a a	A1	5c	Mc
07	VAM-7	MMIC	RF amplifier, DC..2GHz, 7.8dB (50Ω)	SOT-143	24a a	A1	5c	Mc
08	HBFP-0450	Si-n-pn	UHF, LN, 15V, 100mA, 450mW, B=50..150, 1.8GHz	SOT-343	24t1	-	5c	Agj
0A	BU4317F	Vde+IC	1.7V, +Reset PPO	SOP-4	26vdf	VD3	5c	Rhm
0A	R3132Q10EA	Vde+IC	1V, MR, -Reset PPO	SOT-143	24vdh	VD5	5a	Ric
0A	RQ5RW50BA	LVR-IC	LDO, +CE, 5V±2%, 150mA	SOT-143R	26vp	VR4	5c	Ric
0B	BU4318F	Vde+IC	1.8V, +Reset PPO	SOP-4	26vdf	VD3	5c	Rhm
0B	R3132Q11EA	Vde+IC	1.1V, MR, -Reset PPO	SOT-143	24vdh	VD5	5a	Ric
0B	RQ5RW51BA	LVR-IC	LDO, +CE, 5.1V±2%, 150mA	SOT-143R	26vp	VR4	5c	Ric
0C	BU4319F	Vde+IC	1.9V, +Reset PPO	SOP-4	26vdf	VD3	5c	Rhm
0C	R3132Q12EA	Vde+IC	1.2V, MR, -Reset PPO	SOT-143	24vdh	VD5	5a	Ric
0C	RQ5RW52BA	LVR-IC	LDO, +CE, 5.2V±2%, 150mA	SOT-143R	26vp	VR4	5c	Ric
0D	BU4320F	Vde+IC	2V, +Reset PPO	SOP-4	26vdf	VD3	5c	Rhm
0D	R3132Q13EA	Vde+IC	1.3V, MR, -Reset PPO	SOT-143	24vdh	VD5	5a	Ric
0D	RQ5RW53BA	LVR-IC	LDO, +CE, 5.3V±2%, 150mA	SOT-143R	26vp	VR4	5c	Ric
0E	BU4321F	Vde+IC	2.1V, +Reset PPO	SOP-4	26vdf	VD3	5c	Rhm
0E	R3132Q14EA	Vde+IC	1.4V, MR, -Reset PPO	SOT-143	24vdh	VD5	5a	Ric
0E	RQ5RW54BA	LVR-IC	LDO, +CE, 5.4V±2%, 150mA	SOT-143R	26vp	VR4	5c	Ric
0F	BU4322F	Vde+IC	2.2V, +Reset PPO	SOP-4	26vdf	VD3	5c	Rhm
0F	R3132Q15EA	Vde+IC	1.5V, MR, -Reset PPO	SOT-143	24vdh	VD5	5a	Ric
0F	RQ5RW55BA	LVR-IC	LDO, +CE, 5.5V±2%, 150mA	SOT-143R	26vp	VR4	5c	Ric
0G	BU4323F	Vde+IC	2.3V, +Reset PPO	SOP-4	26vdf	VD3	5c	Rhm
0G	R3132Q16EA	Vde+IC	1.6V, MR, -Reset PPO	SOT-143	24vdh	VD5	5a	Ric
0G	RQ5RW56BA	LVR-IC	LDO, +CE, 5.6V±2%, 150mA	SOT-143R	26vp	VR4	5c	Ric
0H	BU4324F	Vde+IC	2.4V, +Reset PPO	SOP-4	26vdf	VD3	5c	Rhm
0H	R3132Q17EA	Vde+IC	1.7V, MR, -Reset PPO	SOT-143	24vdh	VD5	5a	Ric
0H	RQ5RW57BA	LVR-IC	LDO, +CE, 5.7V±2%, 150mA	SOT-143R	26vp	VR4	5c	Ric
0J	BU4325F	Vde+IC	2.5V, +Reset PPO	SOP-4	26vdf	VD3	5c	Rhm
0J	R3132Q18EA	Vde+IC	1.8V, MR, -Reset PPO	SOT-143	24vdh	VD5	5a	Ric
0J	RQ5RW58BA	LVR-IC	LDO, +CE, 5.8V±2%, 150mA	SOT-143R	26vp	VR4	5c	Ric
0K	BU4326F	Vde+IC	2.6V, +Reset PPO	SOP-4	26vdf	VD3	5c	Rhm
0K	R3132Q19EA	Vde+IC	1.9V, MR, -Reset PPO	SOT-143	24vdh	VD5	5a	Ric
0K	RQ5RW59BA	LVR-IC	LDO, +CE, 5.9V±2%, 150mA	SOT-143R	26vp	VR4	5c	Ric
0L	BU4327F	Vde+IC	2.7V, +Reset PPO	SOP-4	26vdf	VD3	5c	Rhm
0L	R3133Q10EA	Vde+IC	1V, MR, +Reset PPO	SOT-143	24vdh	VD5	5a	Ric
0M	BU4328F	Vde+IC	2.8V, +Reset PPO	SOP-4	26vdf	VD3	5c	Rhm
0M	R3133Q11EA	Vde+IC	1.1V, MR, +Reset PPO	SOT-143	24vdh	VD5	5a	Ric
0N	BU4329F	Vde+IC	2.9V, +Reset PPO	SOP-4	26vdf	VD3	5c	Rhm
0N	R3133Q12EA	Vde+IC	1.2V, MR, +Reset PPO	SOT-143	24vdh	VD5	5a	Ric
0P	BU4330F	Vde+IC	3V, +Reset PPO	SOP-4	26vdf	VD3	5c	Rhm
0P	R3133Q13EA	Vde+IC	1.3V, MR, +Reset PPO	SOT-143	24vdh	VD5	5a	Ric
0Q	BU4331F	Vde+IC	3.1V, +Reset PPO	SOP-4	26vdf	VD3	5c	Rhm
0Q	R3133Q14EA	Vde+IC	1.4V, MR, +Reset PPO	SOT-143	24vdh	VD5	5a	Ric
0R	BU4332F	Vde+IC	3.2V, +Reset PPO	SOP-4	26vdf	VD3	5c	Rhm
0R	R3133Q15EA	Vde+IC	1.5V, MR, +Reset PPO	SOT-143	24vdh	VD5	5a	Ric
0S	BU4333F	Vde+IC	3.3V, +Reset PPO	SOP-4	26vdf	VD3	5c	Rhm
0S	R3133Q16EA	Vde+IC	1.6V, MR, +Reset PPO	SOT-143	24vdh	VD5	5a	Ric
0T	BU4334F	Vde+IC	3.4V, +Reset PPO	SOP-4	26vdf	VD3	5c	Rhm
0T	R3133Q17EA	Vde+IC	1.7V, MR, +Reset PPO	SOT-143	24vdh	VD5	5a	Ric
0U	BU4335F	Vde+IC	3.5V, +Reset PPO	SOP-4	26vdf	VD3	5c	Rhm
0U	R3133Q18EA	Vde+IC	1.8V, MR, +Reset PPO	SOT-143	24vdh	VD5	5a	Ric
0V	BU4336F	Vde+IC	3.6V, +Reset PPO	SOP-4	26vdf	VD3	5c	Rhm
0V	R3133Q19EA	Vde+IC	1.9V, MR, +Reset PPO	SOT-143	24vdh	VD5	5a	Ric
0W	BU4337F	Vde+IC	3.7V, +Reset PPO	SOP-4	26vdf	VD3	5c	Rhm
0X	BU4338F	Vde+IC	3.8V, +Reset PPO	SOP-4	26vdf	VD3	5c	Rhm
0Y	BU4339F	Vde+IC	3.9V, +Reset PPO	SOP-4	26vdf	VD3	5c	Rhm
0Z	BU4340F	Vde+IC	4V, +Reset PPO	SOP-4	26vdf	VD3	5c	Rhm
10W	MAZ3100W	Z-diode	Dual, 9.4..10.6V, If=100mA, Zzt=20Ω, 200mW	SOT-143	24ce	-	5b	Pan
11	MRF9511A	Si-n-pn	UHF, 20V, 100mA, 322mW, B=75..150, 8GHz	SOT-143	24tc	-	5c	Mot
12	XC6213B122NR	LVR-IC	LDO, +CE, 1.2V±2%, 150mA	SSOT-24	26vn	VR4	5c	Tor
13	XC6213B132NR	LVR-IC	LDO, +CE, 1.3V±2%, 150mA	SSOT-24	26vn	VR4	5c	Tor
13R	S913TR	MMIC	UHF, 12V, 30mA, 200mW, Idss=50..500μA	SOT-143R	26fm	A3	5c	Vs
14	XC6213B142NR	LVR-IC	LDO, +CE, 1.4V±2%, 150mA	SSOT-24	26vn	VR4	5c	Tor




**SECTION 6**  
**5-pin CASES SMD SEMICONDUCTOR COMPONENTS**



SMD code	Type	Function	Short description	Case	Pin.	Sch.	St.	Mnf.
00	R1223N252A	DC/DC-IC	PWMVFM step-down, +CE, 2.5V, 300KHz, L-Pr.	SOT-23-5	28ud	DC7	6g	Ric
00	RN5RF50BA	LVR-IC	L Rtp, +CE, 5V±2%, 1A*	SOT-23-5	28vw	VR6	6g	Ric
00	RN5RZ50BA	LVR-IC	LDO, LN, +CE, 5V±2%, 100mA	SOT-23-5	28vrt	VR4	6g	Ric
000	XC6101A131MR	Vdet-IC	3.1V±2.5%, Hst, -MR, -Reset PPO, Wt=6.25ms, Rt=3.13ms	SOT-23-5	28xd	VD17	6g	Tor
001	XC6101A132MR	Vdet-IC	3.2V±2.5%, Hst, -MR, -Reset PPO, Wt=6.25ms, Rt=3.13ms	SOT-23-5	28xd	VD17	6g	Tor
002	XC6101A133MR	Vdet-IC	3.3V±2.5%, Hst, -MR, -Reset PPO, Wt=6.25ms, Rt=3.13ms	SOT-23-5	28xd	VD17	6g	Tor
003	XC6101A134MR	Vdet-IC	3.4V±2.5%, Hst, -MR, -Reset PPO, Wt=6.25ms, Rt=3.13ms	SOT-23-5	28xd	VD17	6g	Tor
004	XC6101A135MR	Vdet-IC	3.5V±2.5%, Hst, -MR, -Reset PPO, Wt=6.25ms, Rt=3.13ms	SOT-23-5	28xd	VD17	6g	Tor
005	XC6101A136MR	Vdet-IC	3.6V±2.5%, Hst, -MR, -Reset PPO, Wt=6.25ms, Rt=3.13ms	SOT-23-5	28xd	VD17	6g	Tor
006	XC6101A137MR	Vdet-IC	3.7V±2.5%, Hst, -MR, -Reset PPO, Wt=6.25ms, Rt=3.13ms	SOT-23-5	28xd	VD17	6g	Tor
007	XC6101A138MR	Vdet-IC	3.8V±2.5%, Hst, -MR, -Reset PPO, Wt=6.25ms, Rt=3.13ms	SOT-23-5	28xd	VD17	6g	Tor
008	R1160N081A	LVR-IC	LDO, -CE, 0.8V±2%, 200mA	SOT-23-5	28vrw	VR4	6g	Ric
008	XC6101A139MR	Vdet-IC	3.9V±2.5%, Hst, -MR, -Reset PPO, Wt=6.25ms, Rt=3.13ms	SOT-23-5	28xd	VD17	6g	Tor
009	R1160N091A	LVR-IC	LDO, -CE, 0.9V±2%, 200mA	SOT-23-5	28vrw	VR4	6g	Ric
009	XC6101A140MR	Vdet-IC	4.0V±2.5%, Hst, -MR, -Reset PPO, Wt=6.25ms, Rt=3.13ms	SOT-23-5	28xd	VD17	6g	Tor
00A	XC6101A141MR	Vdet-IC	4.1V±2.5%, Hst, -MR, -Reset PPO, Wt=6.25ms, Rt=3.13ms	SOT-23-5	28xd	VD17	6g	Tor
00B	XC6101A142MR	Vdet-IC	4.2V±2.5%, Hst, -MR, -Reset PPO, Wt=6.25ms, Rt=3.13ms	SOT-23-5	28xd	VD17	6g	Tor
00C	XC6101A143MR	Vdet-IC	4.3V±2.5%, Hst, -MR, -Reset PPO, Wt=6.25ms, Rt=3.13ms	SOT-23-5	28xd	VD17	6g	Tor
00D	XC6101A144MR	Vdet-IC	4.4V±2.5%, Hst, -MR, -Reset PPO, Wt=6.25ms, Rt=3.13ms	SOT-23-5	28xd	VD17	6g	Tor
00E	XC6101A145MR	Vdet-IC	4.5V±2.5%, Hst, -MR, -Reset PPO, Wt=6.25ms, Rt=3.13ms	SOT-23-5	28xd	VD17	6g	Tor
00F	XC6101A146MR	Vdet-IC	4.6V±2.5%, Hst, -MR, -Reset PPO, Wt=6.25ms, Rt=3.13ms	SOT-23-5	28xd	VD17	6g	Tor
00F	XC6101A146MR	Vdet-IC	4.6V±2.5%, Hst, -MR, -Reset PPO, Wt=6.25ms, Rt=3.13ms	SOT-23-5	28xd	VD17	6g	Tor
00H	XC6101A147MR	Vdet-IC	4.7V±2.5%, Hst, -MR, -Reset PPO, Wt=6.25ms, Rt=3.13ms	SOT-23-5	28xd	VD17	6g	Tor
00H	XC6101A147MR	Vdet-IC	4.7V±2.5%, Hst, -MR, -Reset PPO, Wt=6.25ms, Rt=3.13ms	SOT-23-5	28xd	VD17	6g	Tor
00K	XC6101A118MR	Vdet-IC	1.8V±2.5%, Hst, -MR, -Reset PPO, Wt=6.25ms, Rt=3.13ms	SOT-23-5	28xd	VD17	6g	Tor
00K	XC6101A148MR	Vdet-IC	4.8V±2.5%, Hst, -MR, -Reset PPO, Wt=6.25ms, Rt=3.13ms	SOT-23-5	28xd	VD17	6g	Tor
00L	XC6101A119MR	Vdet-IC	1.9V±2.5%, Hst, -MR, -Reset PPO, Wt=6.25ms, Rt=3.13ms	SOT-23-5	28xd	VD17	6g	Tor
00L	XC6101A149MR	Vdet-IC	4.9V±2.5%, Hst, -MR, -Reset PPO, Wt=6.25ms, Rt=3.13ms	SOT-23-5	28xd	VD17	6g	Tor
00M	XC6101A120MR	Vdet-IC	2.0V±2.5%, Hst, -MR, -Reset PPO, Wt=6.25ms, Rt=3.13ms	SOT-23-5	28xd	VD17	6g	Tor
00M	XC6101A150MR	Vdet-IC	5.0V±2.5%, Hst, -MR, -Reset PPO, Wt=6.25ms, Rt=3.13ms	SOT-23-5	28xd	VD17	6g	Tor
00N	XC6101A121MR	Vdet-IC	2.1V±2.5%, Hst, -MR, -Reset PPO, Wt=6.25ms, Rt=3.13ms	SOT-23-5	28xd	VD17	6g	Tor
00P	XC6101A122MR	Vdet-IC	2.2V±2.5%, Hst, -MR, -Reset PPO, Wt=6.25ms, Rt=3.13ms	SOT-23-5	28xd	VD17	6g	Tor
00R	XC6101A123MR	Vdet-IC	2.3V±2.5%, Hst, -MR, -Reset PPO, Wt=6.25ms, Rt=3.13ms	SOT-23-5	28xd	VD17	6g	Tor
00S	XC6101A124MR	Vdet-IC	2.4V±2.5%, Hst, -MR, -Reset PPO, Wt=6.25ms, Rt=3.13ms	SOT-23-5	28xd	VD17	6g	Tor
00T	XC6101A125MR	Vdet-IC	2.5V±2.5%, Hst, -MR, -Reset PPO, Wt=6.25ms, Rt=3.13ms	SOT-23-5	28xd	VD17	6g	Tor
00U	XC6101A126MR	Vdet-IC	2.6V±2.5%, Hst, -MR, -Reset PPO, Wt=6.25ms, Rt=3.13ms	SOT-23-5	28xd	VD17	6g	Tor
00V	XC6101A127MR	Vdet-IC	2.7V±2.5%, Hst, -MR, -Reset PPO, Wt=6.25ms, Rt=3.13ms	SOT-23-5	28xd	VD17	6g	Tor
00X	XC6101A128MR	Vdet-IC	2.8V±2.5%, Hst, -MR, -Reset PPO, Wt=6.25ms, Rt=3.13ms	SOT-23-5	28xd	VD17	6g	Tor
00Y	XC6101A129MR	Vdet-IC	2.9V±2.5%, Hst, -MR, -Reset PPO, Wt=6.25ms, Rt=3.13ms	SOT-23-5	28xd	VD17	6g	Tor
00Z	XC6101A130MR	Vdet-IC	3.0V±2.5%, Hst, -MR, -Reset PPO, Wt=6.25ms, Rt=3.13ms	SOT-23-5	28xd	VD17	6g	Tor
01	R1223N152C	DC/DC-IC	PWM step-down, +CE, 1.5V, 300KHz, Latch-Pr.	SOT-23-5	28ud	DC7	6g	Ric
01	RN5RF51BA	LVR-IC	L Rtp, +CE, 5.1V±2%, 1A*	SOT-23-5	28vw	VR6	6g	Ric
01	RN5RZ51BA	LVR-IC	LDO, LN, +CE, 5.1V±2%, 100mA	SOT-23-5	28vrt	VR4	6g	Ric
010	R1160N101A	LVR-IC	LDO, -CE, 1V±2%, 200mA	SOT-23-5	28vrw	VR4	6g	Ric
010	XC6101A231MR	Vdet-IC	3.1V±2.5%, Hst, -MR, -Reset PPO, Wt=50ms, Rt=3.13ms	SOT-23-5	28xd	VD17	6g	Tor
011	R1160N111A	LVR-IC	LDO, -CE, 1.1V±2%, 200mA	SOT-23-5	28vrw	VR4	6g	Ric
011	XC6101A232MR	Vdet-IC	3.2V±2.5%, Hst, -MR, -Reset PPO, Wt=50ms, Rt=3.13ms	SOT-23-5	28xd	VD17	6g	Tor
012	R1160N121A	LVR-IC	LDO, -CE, 1.2V±2%, 200mA	SOT-23-5	28vrw	VR4	6g	Ric
012	XC6101A233MR	Vdet-IC	3.3V±2.5%, Hst, -MR, -Reset PPO, Wt=50ms, Rt=3.13ms	SOT-23-5	28xd	VD17	6g	Tor
013	R1160N131A	LVR-IC	LDO, -CE, 1.3V±2%, 200mA	SOT-23-5	28vrw	VR4	6g	Ric
013	XC6101A234MR	Vdet-IC	3.4V±2.5%, Hst, -MR, -Reset PPO, Wt=50ms, Rt=3.13ms	SOT-23-5	28xd	VD17	6g	Tor
014	R1160N141A	LVR-IC	LDO, -CE, 1.4V±2%, 200mA	SOT-23-5	28vrw	VR4	6g	Ric
014	XC6101A235MR	Vdet-IC	3.5V±2.5%, Hst, -MR, -Reset PPO, Wt=50ms, Rt=3.13ms	SOT-23-5	28xd	VD17	6g	Tor
015	R1116N151B	LVR-IC	LDO, LN, +CE, 1.5V±1.5%, 150mA	SOT-23-5	28cx	VR4	6g	Ric
015	R1160N151A	LVR-IC	LDO, -CE, 1.5V±2%, 200mA	SOT-23-5	28vrw	VR4	6g	Ric
015	XC6101A236MR	Vdet-IC	3.6V±2.5%, Hst, -MR, -Reset PPO, Wt=50ms, Rt=3.13ms	SOT-23-5	28xd	VD17	6g	Tor
016	R1116N161B	LVR-IC	LDO, LN, +CE, 1.6V±1.5%, 150mA	SOT-23-5	28cx	VR4	6g	Ric
016	R1160N161A	LVR-IC	LDO, -CE, 1.6V±2%, 200mA	SOT-23-5	28vrw	VR4	6g	Ric
016	XC6101A237MR	Vdet-IC	3.7V±2.5%, Hst, -MR, -Reset PPO, Wt=50ms, Rt=3.13ms	SOT-23-5	28xd	VD17	6g	Tor
017	R1116N171B	LVR-IC	LDO, LN, +CE, 1.7V±1.5%, 150mA	SOT-23-5	28cx	VR4	6g	Ric
017	R1160N171A	LVR-IC	LDO, -CE, 1.7V±2%, 200mA	SOT-23-5	28vrw	VR4	6g	Ric
017	XC6101A238MR	Vdet-IC	3.8V±2.5%, Hst, -MR, -Reset PPO, Wt=50ms, Rt=3.13ms	SOT-23-5	28xd	VD17	6g	Tor
018	R1116N181B	LVR-IC	LDO, LN, +CE, 1.8V±1.5%, 150mA	SOT-23-5	28cx	VR4	6g	Ric
018	R1160N181A	LVR-IC	LDO, -CE, 1.8V±2%, 200mA	SOT-23-5	28vrw	VR4	6g	Ric
018	XC6101A239MR	Vdet-IC	3.9V±2.5%, Hst, -MR, -Reset PPO, Wt=50ms, Rt=3.13ms	SOT-23-5	28xd	VD17	6g	Tor
019	R1116N191B	LVR-IC	LDO, LN, +CE, 1.9V±1.5%, 150mA	SOT-23-5	28cx	VR4	6g	Ric
019	R1160N191A	LVR-IC	LDO, -CE, 1.9V±2%, 200mA	SOT-23-5	28vrw	VR4	6g	Ric
019	XC6101A240MR	Vdet-IC	4.0V±2.5%, Hst, -MR, -Reset PPO, Wt=50ms, Rt=3.13ms	SOT-23-5	28xd	VD17	6g	Tor
01A	APR3001-15B	Vdet-IC	1.5V, -Reset PPO	SOT-23-5	28vdm	VD7	6k	Ans
01A	XC6101A241MR	Vdet-IC	4.1V±2.5%, Hst, -MR, -Reset PPO, Wt=50ms, Rt=3.13ms	SOT-23-5	28xd	VD17	6g	Tor







**SECTION 7**  
**SOT-89-5 CASE SMD SEMICONDUCTOR COMPONENTS**





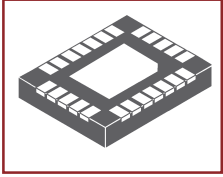
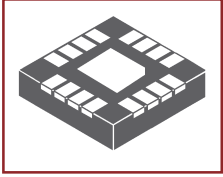
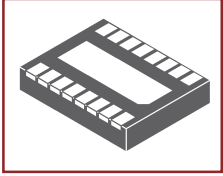



**SECTION 8**  
**6 and more pin CASES SMD SEMICONDUCTOR COMPONENTS**



SMD code	Type	Function	Short description	Case	Pin.	Sch.	St.	Mnf.
+ACLW	MAX16052AUT+T	Vdet-IC	Adjustable sequencing/supervisory, 2.25..16V, ODO	SOT-23-6	33	-	7b	Max
+ACLX	MAX16053AUT+T	Vdet-IC	Adjustable sequencing/supervisory, 2.25..16V, PPO	SOT-23-6	33	-	7b	Max
00	KIC7W00FK	CMOS-Logic	Dual 2-input NAND gates	US8	47/Log50	Log50	8c	Kec
00	XC74WL00AASR	CMOS-Logic	Dual 2-input NAND gates	MSOP-8B	47/Log50	Log50	8d	Tor
005	FAN7005MU	LIN-IC	AF PA, 2.7..5.5V, 2x300mW(5V/8Ω), shutdown	SSOP-8	47	AFP17	8d	F
00B	U74HC2G02-SM1	CMOS-Logic	Dual 2-input NOR gates	MSOP-8	47/Log53	Log53	8d	Utc
00BL	U74HC2G02L-SM1	CMOS-Logic	Dual 2-input NOR gates	MSOP-8	47/Log53	Log53	8d	Utc
00W	U74HC2G00-SM1	CMOS-Logic	Dual 2-input NAND gates	MSOP-8	47/Log50	Log50	8d	Utc
00WL	U74HC2G00L-SM1	CMOS-Logic	Dual 2-input NAND gates	MSOP-8	47/Log50	Log50	8d	Utc
024	FAN7024MU	LIN-IC	AF PA, BTL, 2.3..5.5V, 675mW(5V/8Ω), shutdown	SSOP-8	47	AFP12	8d	F
03B	U74HC2G32-SM1	CMOS-Logic	Dual 2-input OR gates	MSOP-8	47/Log52	Log52	8d	Utc
03BL	U74HC2G32L-SM1	CMOS-Logic	Dual 2-input OR gates	MSOP-8	47/Log52	Log52	8d	Utc
04	KIC7W04FK	CMOS-Logic	Triple inverters	US8	47/Log56	Log56	8c	Kec
04	XC74WL04AASR	CMOS-Logic	Triple inverters	MSOP-8B	47/Log56	Log56	8d	Tor
05	R1163D151E	LVR-IC	LDO, +CE, 1.5V±1.5%, 150mA	SON-6	34vrc	VR10	7g	Ric
05	XC74WL02AASR	CMOS-Logic	Dual 2-input NOR gates	MSOP-8B	47/Log53	Log53	8d	Tor
05/50	SMS05	TVS	Quad, 5V, 24A, 350W(1ms)	SOT-23-6L	33dx	-	7b	Smt
06	R1163D161E	LVR-IC	LDO, +CE, 1.6V±1.5%, 150mA	SON-6	34vrc	VR10	7g	Ric
07	R1163D171E	LVR-IC	LDO, +CE, 1.7V±1.5%, 150mA	SON-6	34vrc	VR10	7g	Ric
08	KIC7W08FK	CMOS-Logic	Dual 2-input AND gates	US8	47/Log51	Log51	8c	Kec
08	R1163D181E	LVR-IC	LDO, +CE, 1.8V±1.5%, 150mA	SON-6	34vrc	VR10	7g	Ric
08	XC74WL08AASR	CMOS-Logic	Dual 2-input AND gates	MSOP-8B	47/Log51	Log51	8d	Tor
09	R1163D191E	LVR-IC	LDO, +CE, 1.9V±1.5%, 150mA	SON-6	34vrc	VR10	7g	Ric
0A	MUN511DW	Si-pnp-Digi	Dual, Sw, 2x50V, 100mA, 400mW, R1/R2=10/10k	SOT-363	33/TD4	-	7b	Mot
0A	R1161D281A5	LVR-IC	LDO, -CE, 2.85V±2%, 350mA	SON-6	34vrc	VR10	7g	Ric
0A	R5326N01B	LVR-IC	LDO, Dual out, sep. +CE, Vo1=2V, Vo2=2V, 150mA	SOT-23-6	33rg	VR19	7f	Ric
0B	MUN5112DW	Si-pnp-Digi	Dual, Sw, 2x50V, 100mA, 400mW, R1/R2=22/22k	SOT-363	33/TD4	-	7b	Mot
0B	R1161D101A	LVR-IC	LDO, -CE, 1V±2%, 350mA	SON-6	34vrc	VR10	7g	Ric
0B	R5326N02B	LVR-IC	LDO, Dual out, sep. +CE, Vo1=2.8V, Vo2=2.8V, 150mA	SOT-23-6	33rg	VR19	7f	Ric
0C	MUN5113DW	Si-pnp-Digi	Dual, Sw, 2x50V, 100mA, 400mW, R1/R2=47k/47k	SOT-363	33/TD4	-	7b	Mot
0C	R1161D201A	LVR-IC	LDO, -CE, 2V±2%, 350mA	SON-6	34vrc	VR10	7g	Ric
0C	R5326N03B	LVR-IC	LDO, Dual out, sep. +CE, Vo1=1.8V, Vo2=3V, 150mA	SOT-23-6	33rg	VR19	7f	Ric
0D	MUN5114DW	Si-pnp-Digi	Dual, Sw, 2x50V, 100mA, 400mW, R1/R2=10/47k	SOT-363	33/TD4	-	7b	Mot
0D	R1161D301A	LVR-IC	LDO, -CE, 3V±2%, 350mA	SON-6	34vrc	VR10	7g	Ric
0D	R5326N04B	LVR-IC	LDO, Dual out, sep. +CE, Vo1=2.5V, Vo2=3V, 150mA	SOT-23-6	33rg	VR19	7f	Ric
0E	MUN5115DW	Si-pnp-Digi	Dual, Sw, 2x50V, 100mA, 400mW, R1=10k	SOT-363	33/TD4	-	7b	Mot
0E	R5326N05B	LVR-IC	LDO, Dual out, sep. +CE, Vo1=1.8V, Vo2=2.5V, 150mA	SOT-23-6	33rg	VR19	7f	Ric
0F	MUN5116DW	Si-pnp-Digi	Dual, Sw, 2x50V, 100mA, 400mW, R1=4k7	SOT-363	33/TD4	-	7b	Mot
0F	R1161D101B	LVR-IC	LDO, +CE, 1V±2%, 350mA	SON-6	34vrc	VR10	7g	Ric
0F	R5326N06B	LVR-IC	LDO, Dual out, sep. +CE, Vo1=1.8V, Vo2=3.3V, 150mA	SOT-23-6	33rg	VR19	7f	Ric
0G	MUN5130DW	Si-pnp-Digi	Dual, Sw, 2x50V, 100mA, 400mW, R1/R2=1k/1k0	SOT-363	33/TD4	-	7b	Mot
0G	R1161D201B	LVR-IC	LDO, +CE, 2V±2%, 350mA	SON-6	34vrc	VR10	7g	Ric
0G	R5326N07B	LVR-IC	LDO, Dual out, sep. +CE, Vo1=2.5V, Vo2=2.8V, 150mA	SOT-23-6	33rg	VR19	7f	Ric
0H	MUN5131DW	Si-pnp-Digi	Dual, Sw, 2x50V, 100mA, 400mW, R1/R2=2k2/2k2	SOT-363	33/TD4	-	7b	Mot
0H	R1161D301B	LVR-IC	LDO, +CE, 3V±2%, 350mA	SON-6	34vrc	VR10	7g	Ric
0H	R5326N08B	LVR-IC	LDO, Dual out, sep. +CE, Vo1=1.2V, Vo2=1.2V, 150mA	SOT-23-6	33rg	VR19	7f	Ric
0J	MUN5132DW	Si-pnp-Digi	Dual, Sw, 2x50V, 100mA, 400mW, R1/R2=4k/4k7	SOT-363	33/TD4	-	7b	Mot
0J	R1161D101D	LVR-IC	LDO, +CE, CL discharge, 1V±2%, 350mA	SON-6	34vrc	VR10	7g	Ric
0J	R5326N09B	LVR-IC	LDO, Dual out, sep. +CE, Vo1=1.5V, Vo2=1.6V, 150mA	SOT-23-6	33rg	VR19	7f	Ric
0K	MUN5133DW	Si-pnp-Digi	Dual, Sw, 2x50V, 100mA, 400mW, R1/R2=4k7/47k	SOT-363	33/TD4	-	7b	Mot
0K	R5326N10B	LVR-IC	LDO, Dual out, sep. +CE, Vo1=1.5V, Vo2=2.8V, 150mA	SOT-23-6	33rg	VR19	7f	Ric
0L	MUN5134DW	Si-pnp-Digi	Dual, Sw, 2x50V, 100mA, 400mW, R1/R2=22k/47k	SOT-363	33/TD4	-	7b	Mot
0L	R1161D201D	LVR-IC	LDO, +CE, CL discharge, 2V±2%, 350mA	SON-6	34vrc	VR10	7g	Ric
0L	R5326N11B	LVR-IC	LDO, Dual out, sep. +CE, Vo1=3V, Vo2=3V, 150mA	SOT-23-6	33rg	VR19	7f	Ric
0M	R1161D301D	LVR-IC	LDO, +CE, CL discharge, 3V±2%, 350mA	SON-6	34vrc	VR10	7g	Ric
0M	R5326N12B	LVR-IC	LDO, Dual out, sep. +CE, Vo1=3.1V, Vo2=3.1V, 150mA	SOT-23-6	33rg	VR19	7f	Ric
0N	MUN5136DW	Si-pnp-Digi	Dual, Sw, 2x50V, 100mA, 400mW, R1/R2=100k/100k	SOT-363	33/TD4	-	7b	Mot
0N	R5326N13B	LVR-IC	LDO, Dual out, sep. +CE, Vo1=2.7V, Vo2=1.8V, 150mA	SOT-23-6	33rg	VR19	7f	Ric
0P	MUN5137DW	Si-pnp-Digi	Dual, Sw, 2x50V, 100mA, 400mW, R1/R2=47k/22k	SOT-363	33/TD4	-	7b	Mot
0P	R5326N14B	LVR-IC	LDO, Dual out, sep. +CE, Vo1=1.8V, Vo2=2.6V, 150mA	SOT-23-6	33rg	VR19	7f	Ric
0Q	R5326N15B	LVR-IC	LDO, Dual out, sep. +CE, Vo1=3.3V, Vo2=3.3V, 150mA	SOT-23-6	33rg	VR19	7f	Ric
0R	R5326N16B	LVR-IC	LDO, Dual out, sep. +CE, Vo1=2.85V, Vo2=2.85V, 150mA	SOT-23-6	33rg	VR19	7f	Ric
10	R1163D201E	LVR-IC	LDO, +CE, 2V±1.5%, 150mA	SON-6	34vrc	VR10	7g	Ric
10.	MA3A100	Z-diode	Triple, 9.4..10.6V, 70mA, Zz=8Ω, 100mW,	SOP-6	33bb	-	7b	Pan
105	FC105	Si-pnp-Digi	Dual, Sw, 50V, 100mA, 200mW, 200MHz, R1/R2=47k/47k	SOT-363	33/TD4	-	7b	San
106	FCT106	Si-pnp-Digi	Dual, Sw, 50V, 100mA, 200mW, 200MHz, R1/R2=47k/47k	SOT-363	33/TD3	-	7b	San
10N02Z	MMSF10N02Z	MOS-n-FET-e*	V-MOS, LogL, 20V, 7A, 2.5W, <16mΩ(5A), 65/325ns	SOP-8	47fs	-	8d	Ons
11	MUN5311DW	Si-n/p-Digi	Dual, Sw, 50V, 100mA, 200mW, R1/R2=10/10k	SOT-363	33/TD2	-	7b	Mot
11	R1163D21E	LVR-IC	LDO, +CE, 2.1V±1.5%, 150mA	SON-6	34vrc	VR10	7g	Ric
1166	LT1166CS8	LIN-IC	Dual AF voltage amplifier (60W AF PA driver)	SOP-8	47	-	8d	Ltc



**SECTION 9**  
**BGA and LLP CASES SMD SEMICONDUCTOR COMPONENTS**



**SMD  
code**

**Type**

**Function**

**Short description**

**Case**


**Pin.**

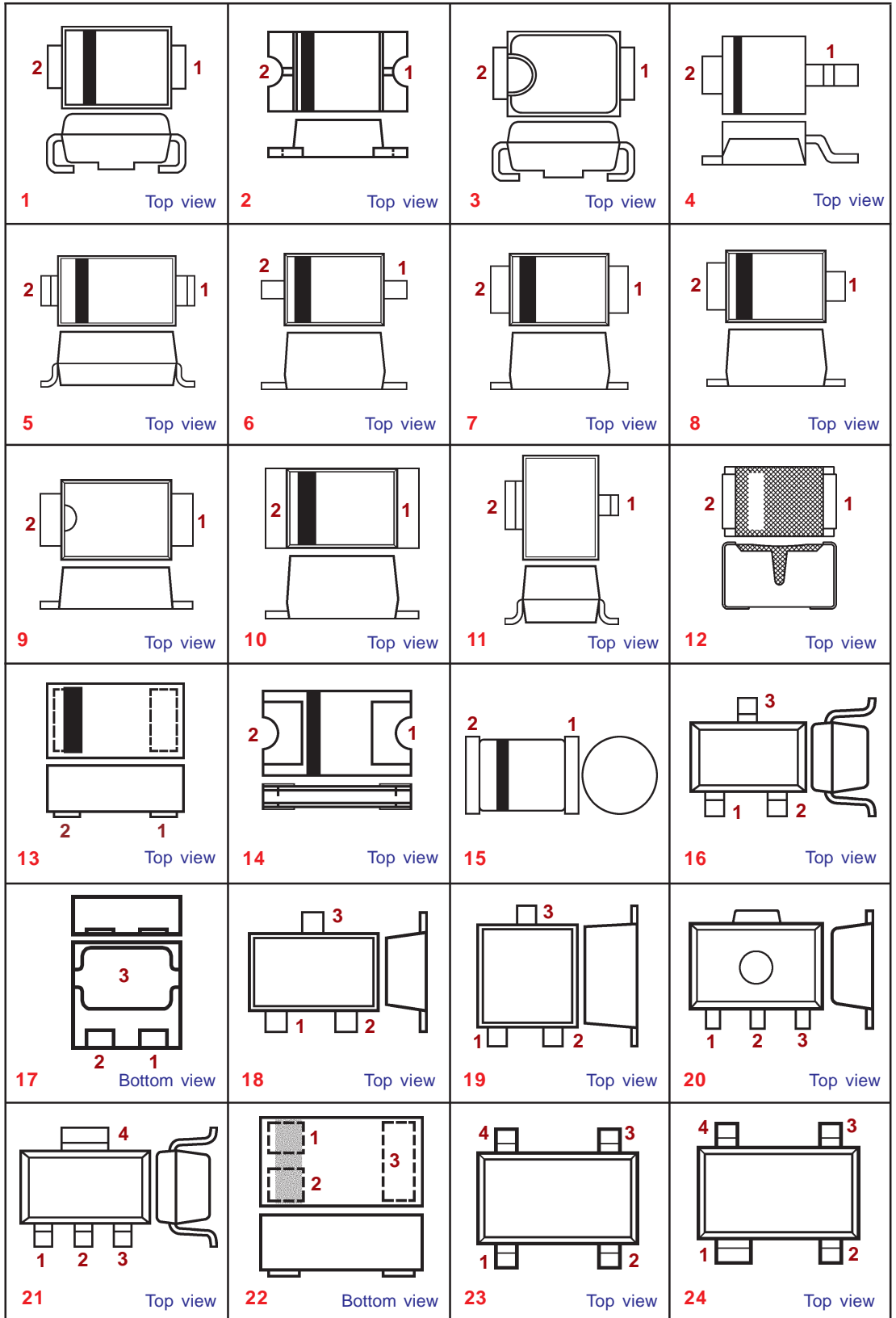
**Sch. St.Mnf.**



___HE_	SN74AUP2G08YFP	CMOS-L.ogic	Dual 2-input AND gates	MBGA-8	50/Log51	Log51	9d	Ti
___HE_	SN74AUP2G08YZP	CMOS-S.L.ogic	Dual 2-input AND gates	BGA-8	50/Log51	Log51	9d	Ti
___HM_	SN74AUP2G125YFP	CMOS-L.ogic	Dual bus buffer with 3-state output	MBGA-8	50/Log54	Log54	9d	Ti
___HM_	SN74AUP2G125YZP	CMOS-S.L.ogic	Dual bus buffer with 3-state output	BGA-8	50/Log54	Log54	9d	Ti
___HN_	SN74AUP2G126YFP	CMOS-L.ogic	Bus buffer gate with 3-state output	MBGA-8	50/Log13	Log13	9d	Ti
___HN_	SN74AUP2G126YZP	CMOS-S.L.ogic	Bus buffer gate with 3-state output	BGA-8	50/Log13	Log13	9d	Ti
___C2_	SN74LVC1G10YZP	CMOS-S.L.ogic	3-input NAND gate	BGA-6	40/Log29	Log29	9d	Ti
___C2_	SN74LVC2G24 1YZP	CMOS-L.ogic	Dual bus buffer non-inverted with 3-state output	BGA-8	50/Log60	Log60	9d	Ti
___C3_	SN74LVC2G157YZP	CMOS-S.L.ogic	2-input multiplexer	BGA-8	50/Log66	Log66	9d	Ti
___C4_	SN74LVC2G63 YZP	CMOS-S.L.ogic	2-channel analog multiplexer/demultiplexer	BGA-8	50/Log58	Log58	9d	Ti
___C6_	SN74LVC2G66 YZP	CMOS-S.L.ogic	2-channel analog switch	BGA-8	50/Log68	Log68	9d	Ti
___C7_	SN74LVC2G17 YZP	CMOS-S.L.ogic	Dual Schmitt-trigger buffers	BGA-6	40/Log27	Log27	9d	Ti
___C9_	SN74LVC2G34 YZP	CMOS-S.L.ogic	Dual non-inverter buffers	BGA-6	40/Log23	Log23	9d	Ti
___CA_	SN74LVC2G00 YZP	CMOS-S.L.ogic	Dual 2-input NAND gates	BGA-8	50/Log50	Log50	9d	Ti
___CB_	SN74LVC2G02 YZP	CMOS-S.L.ogic	Dual 2-input NOR gates	BGA-8	50/Log53	Log53	9d	Ti
___CC_	SN74LVC2G04 YZP	CMOS-S.L.ogic	Dual inverters	BGA-6	40/Log24	Log24	9d	Ti
___CE_	SN74LVC2G08 YZP	CMOS-S.L.ogic	Dual 2-input AND gates	BGA-8	50/Log51	Log51	9d	Ti
___CF_	SN74LVC2G14 YZP	CMOS-S.L.ogic	Dual Schmitt-trigger inverter buffers	BGA-6	40/Log34	Log34	9d	Ti
___CG_	SN74LVC2G32 YZP	CMOS-S.L.ogic	Dual 2-input OR gates	BGA-8	50/Log52	Log52	9d	Ti
___CK_	SN74LVC2G240YZP	CMOS-S.L.ogic	Dual bus buffer inverted with 3-state output	BGA-8	50/Log67	Log67	9d	Ti
___CM_	SN74LVC2G125YZP	CMOS-S.L.ogic	Dual bus buffer with 3-state output	BGA-8	50/Log54	Log54	9d	Ti
___CN_	SN74LVC2G126YZP	CMOS-S.L.ogic	Bus buffer gate with 3-state output	BGA-8	50/Log13	Log13	9d	Ti
___CT_	SN74LVC2G06 YZP	CMOS-S.L.ogic	Dual inverter buffers/drivers (ODO)	BGA-6	40/Log25	Log25	9d	Ti
___CU_	SN74LVC1G27 YZP	CMOS-S.L.ogic	3-input NOR gate	WCSP-6	40/Log31	Log31	9d	Ti
___CV_	SN74LVC2G07 YZP	CMOS-S.L.ogic	Dual noninverting buffers/drivers (ODO)	BGA-6	40/Log26	Log26	9d	Ti
___D3_	SN74LVC1G37 3YZP	CMOS-S.L.ogic	D-type transparent latch with 3-state output	WCSP-6	40/Log35	Log35	9d	Ti
___D5_	SN74LVC2G132YZP	CMOS-S.L.ogic	Dual 2-input NOR gates with Schmitt-trigger inputs	BGA-8	50/Log49	Log49	9d	Ti
___D7_	SN74LVC1G38 YEP	CMOS-S.L.ogic	2-input NAND gate (ODO)	BGA-5	46/Log17	Log17	9a	Ti
___D7_	SN74LVC2G38 YZP	CMOS-S.L.ogic	Dual 2-input NAND gate (ODO)	BGA-8	50/Log62	Log62	9d	Ti
___HP_	SN74AUP1G07YZP	CMOS-S.L.ogic	Configurable multiple-function gate	WCSP-6	40/Log41	Log41	9d	Ti
___HR_	SN74AUP1G08YZP	CMOS-S.L.ogic	Configurable multiple-function gate	WCSP-6	40/Log43	Log43	9d	Ti
___HV_	SN74AUP1G07YEP	CMOS-S.L.ogic	Noninverting buffer/driver (ODO)	BGA-5	46/Log8	Log8	9a	Ti
___HV_	SN74AUP1G07YZP	CMOS-S.L.ogic	Noninverting buffer/driver (ODO)	BGA-5	46/Log8	Log8	9a	Ti
___HW_	SN74AUP1G79YEP	CMOS-S.L.ogic	Positive edge-triggered D-type flip-flop	BGA-5	46/Log20	Log20	9a	Ti
___HW_	SN74AUP1G79YZP	CMOS-S.L.ogic	Positive edge-triggered D-type flip-flop	BGA-5	46/Log20	Log20	9a	Ti
___HX_	SN74AUP1G80YEP	CMOS-S.L.ogic	Positive edge-triggered D-type flip-flop	BGA-5	46/Log21	Log21	9a	Ti
___HX_	SN74AUP1G80YZP	CMOS-S.L.ogic	Positive edge-triggered D-type flip-flop	BGA-5	46/Log21	Log21	9a	Ti
___U2_	SN74AUC2G241YZP	CMOS-S.L.ogic	Dual bus buffer non-inverted with 3-state output	BGA-8	50/Log60	Log60	9d	Ti
___U6_	SN74AUC2G66 YZP	CMOS-S.L.ogic	2-channel analog switch	BGA-8	50/Log68	Log68	9d	Ti
___U7_	SN74AUC1G17YEA	CMOS-S.L.ogic	Schmitt-trigger	BGA-5	46/Log11	Log11	9a	Ti
___U7_	SN74AUC1G17YEP	CMOS-S.L.ogic	Schmitt-trigger	BGA-5	46/Log11	Log11	9a	Ti
___U7_	SN74AUC1G17YZA	CMOS-S.L.ogic	Schmitt-trigger	BGA-5	46/Log11	Log11	9a	Ti
___U7_	SN74AUC1G17YZP	CMOS-S.L.ogic	Schmitt-trigger	BGA-5	46/Log11	Log11	9a	Ti
___U9_	SN74AUC2G34YZP	CMOS-S.L.ogic	Dual non-inverter buffers	BGA-6	40/Log23	Log23	9d	Ti
___UA_	SN74AUC1G00YEA	CMOS-S.L.ogic	2-input NAND gate	BGA-5	46/Log1	Log1	9a	Ti
___UA_	SN74AUC1G00YEP	CMOS-S.L.ogic	2-input NAND gate	BGA-5	46/Log1	Log1	9a	Ti
___UA_	SN74AUC1G00YZA	CMOS-S.L.ogic	2-input NAND gate	BGA-5	46/Log1	Log1	9a	Ti
___UA_	SN74AUC1G00YZP	CMOS-S.L.ogic	2-input NAND gate	BGA-5	46/Log1	Log1	9a	Ti
___UA_	SN74AUC2G00YZP	CMOS-S.L.ogic	Dual 2-input NAND gates	BGA-8	50/Log50	Log50	9d	Ti
___UB_	SN74AUC2G02YZP	CMOS-S.L.ogic	Dual 2-input NOR gates	BGA-8	50/Log53	Log53	9d	Ti
___UC_	SN74AUC2G04YEP	CMOS-S.L.ogic	Dual inverters	BGA-6	40/Log24	Log24	9d	Ti
___UC_	SN74AUC2G04YZP	CMOS-S.L.ogic	Dual inverters	BGA-6	40/Log24	Log24	9d	Ti
___UD_	SN74AUC2GJ04YZP	CMOS-S.L.ogic	Dual inverters	BGA-6	40/Log24	Log24	9d	Ti
___UE_	SN74AUC2G08YZP	CMOS-S.L.ogic	Dual 2-input AND gates	BGA-8	50/Log51	Log51	9d	Ti
___UF_	SN74AUC1G14YEA	CMOS-S.L.ogic	Inverting Schmitt-trigger	BGA-5	46/Log7	Log7	9a	Ti
___UF_	SN74AUC1G14YEP	CMOS-S.L.ogic	Inverting Schmitt-trigger	BGA-5	46/Log7	Log7	9a	Ti
___UF_	SN74AUC1G14YZA	CMOS-S.L.ogic	Inverting Schmitt-trigger	BGA-5	46/Log7	Log7	9a	Ti
___UF_	SN74AUC1G14YZP	CMOS-S.L.ogic	Inverting Schmitt-trigger	BGA-5	46/Log7	Log7	9a	Ti
___UG_	SN74AUC1G32YEA	CMOS-S.L.ogic	2-input OR gate	BGA-5	46/Log4	Log4	9a	Ti
___UG_	SN74AUC1G32YEP	CMOS-S.L.ogic	2-input OR gate	BGA-5	46/Log4	Log4	9a	Ti
___UG_	SN74AUC1G32YZA	CMOS-S.L.ogic	2-input OR gate	BGA-5	46/Log4	Log4	9a	Ti
___UG_	SN74AUC1G32YZP	CMOS-S.L.ogic	2-input OR gate	BGA-5	46/Log4	Log4	9a	Ti
___UG_	SN74AUC2G32YZP	CMOS-S.L.ogic	Dual 2-input OR gates	BGA-8	50/Log52	Log52	9d	Ti
___UH_	SN74AUC2G86YZP	CMOS-S.L.ogic	Dual 2-input EXCLUSIVE-OR gates	BGA-8	50/Log65	Log65	9d	Ti
___UK_	SN74AUC1G240YEP	CMOS-S.L.ogic	Bus buffer inverted with 3-state output	BGA-5	46/Log22	Log22	9a	Ti
___UK_	SN74AUC1G240YZP	CMOS-S.L.ogic	Bus buffer inverted with 3-state output	BGA-5	46/Log22	Log22	9a	Ti
___UK_	SN74AUC2G240YZP	CMOS-S.L.ogic	Dual bus buffer inverted with 3-state output	BGA-8	50/Log67	Log67	9d	Ti
___UM_	SN74AUC1G125YEA	CMOS-S.L.ogic	Bus buffer gate with 3-state output	BGA-5	46/Log14	Log14	9a	Ti
___UM_	SN74AUC1G125YEP	CMOS-S.L.ogic	Bus buffer gate with 3-state output	BGA-5	46/Log14	Log14	9a	Ti
___UM_	SN74AUC1G125YZA	CMOS-S.L.ogic	Bus buffer gate with 3-state output	BGA-5	46/Log14	Log14	9a	Ti

**SECTION 10**  
**CONVENTIONAL CASE DRAWINGS**














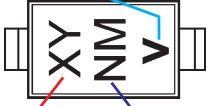










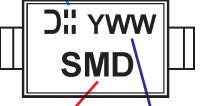
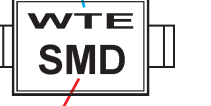


**SECTION 12**

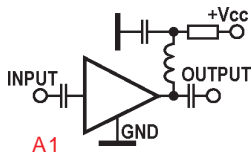
**PIN / TERMINAL FUNCTION (Table)**

	PIN 1	PIN2	PIN3	PIN4	PIN5	PIN6	PIN7	PIN8
a	X	X						
a1	GND	GND	Input	GND	GND	Vcc/Output		
aa	Input	GND	Vcc/Output	GND				
ab	Input	GND	GND	Output	GND	Vcc		
ac	Vcc	GND	Input	GND	GND	Output	GND	GND
ae	Input	Vcc	GND	Output	GND	GND		
af	N/C	Vinput	N/C	GND	N/C	Voutput	N/C	N/C
ag	Contact	Contact	N/C					
ah	Contact	Contact						
ak	N/C	Cathode	Anode					
am	Vcc/Output	GND	Input	GND				
ba	K(A)	K(A)						
bb	Cathode1	Cathode2	Cathode3	Anode3	Anode2	Anode1		
bc	Cathode1	Common A	Cathode2	Cathode3	Cathode4			
bd	Cathode	Cathode	Anode					
be	Cathode1	Cathode2	A3/A4	Cathode3	Cathode4	A1/A2		
bf	Cathode1	Common A	Cathode2	Cathode3	Cathode4	Cathode5		
bg	Cathode1	Cathode2	Anode2	N/C	Anode1			
bh	Anode1	Common K	Anode2	Anode3	Anode4			
bi	Anode	Cathode	Anode	Anode	Cathode	Anode		
bj	Anode1	Anode2	K3/K4	Anode3	Anode4	K1/K2		
bk	Anode1	Cathode2	K3/A4	Anode3	Cathode4	K1/A2		
bm1	N/C	Cout	Dout	GND	V+	V-		
bm2	V-	V+	GND	Dout	Cout			
bn	OVP	Vinput	±CE	A GND	N/C	Feedback	SW	PGND
bp	Cathode	Cathode	Anode	Anode	Cathode	Cathode		
bq	GND	Voutput	Lx					
br	GND	Voutput	Ext					
bs	Anode1	Common K	Anode2	Common K				
bt	Cathode1	N/C	Cathode2	Common A				
bu	Anode1	N/C	Anode2	Common K				
bv	Anode1	N/C	Cathode2	K1/A2				
bw	Anode1	Common K	Anode2	Anode3	Common K	Anode4		
bx	Anode1	K1/A2	Cathode2	Cathode3	A3/K4	Anode4		
by	Cathode1	A1/K2	Anode2	Cathode3	A3/K4	Anode4		
bz	Cathode	Anode	Cathode					
c	Cathode1	Common A	Cathode2	Cathode3	N/C	Cathode4		
ca	Q	GND	+Input	-Input	Output			
cb	Vcc	Shutdown	Input L	Output L	GND	Output R	Input R	Cext
cd	K1/A2/K3	Cathode2	Anode3	Anode1				
ce	Cathode1	Cathode2	Anode2	Anode1				
cf	GND	Vinput	Vinput	Vinput	Voutput	Voutput	Voutput	N/C
cg	GND	Voutput	Vinput					
ch	Voutput	GND	Vinput					
cj	Voutput	Vinput	GND					
ck	Voutput	Adjust	Vinput					
cm	Adjust	Vinput	Voutput					
cn	Adjust	Voutput	Vinput					
co	±Reset	±MR	Vcc	GND				
cp	-Reset	GND	-MR	WDI	Vcc			
cq	±Reset	GND	±MR1	Vcc	±MR2			
cs	Anode1	Cathode1	Anode2	K2				
ct	Anode1	Cathode1	K2	Anode2				
cu	Vinput	GND	±CE	Shutdown	Voutput			
cv	Voutput	Shutdown	±CE	Vinput				
cw	Shutdown	GND	±CE	Vinput	Voutput			
cx	Vinput	GND	±CE	N/C	Voutput			
cy	Adjust	Vinput	Voutput	Vinput				
d	Anode	Cathode						
d1	Anode1	Common K	Anode2	N/C				
db	Anode1	K1/A2	Cathode2	N/C				
dc	Anode	N/C	Cathode					

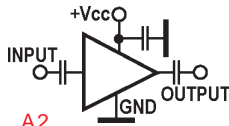
**SECTION13**  
**SMD-CODES MARKING STYLE**

<p><b>1a</b></p>  <p>SMD code</p>	<p><b>1b</b></p>  <p>SMD code</p>	<p><b>1c</b></p>  <p>SMD code Lot number</p>	<p><b>1d</b></p>  <p>SMD code Data code (Y-Year, M-month)</p>
<p><b>1e</b></p>  <p>SMD code</p>	<p><b>1f</b></p>  <p>SMD code Assembly location Wafer lot Data code (Y-Year, W-week)</p>	<p><b>1g</b></p>  <p>SMD code Data code</p>	<p><b>1h</b></p>  <p>SMD code Data code</p>
<p><b>1i</b></p>  <p>SMD code Data code (N-Year, M-month)</p>	<p><b>1j</b></p>  <p>SMD code</p>	<p><b>1k</b></p>  <p>Manufacturer logo SMD code Data code (N-Year, M-month)</p>	<p><b>1l</b></p>  <p>Manufacturer logo SMD code Data code (N-Year, M-month)</p>
<p><b>1m</b></p>  <p>Manufacturer logo SMD code Data code</p>	<p><b>1n</b></p>  <p>SMD code Manufacturer logo</p>	<p><b>1p</b></p>  <p>SMD code Manufacturer logo</p>	<p><b>1q</b></p>  <p>Manufacturer logo SMD code Data code (Y-Year, M-month)</p>
<p><b>1r</b></p>  <p>Manufacturer logo SMD code Data code (Y-Year, M-month)</p>	<p><b>1s</b></p>  <p>SMD code Data code (Y-Year, W-week)</p>	<p><b>1t</b></p>  <p>SMD code</p>	<p><b>1u</b></p>  <p>SMD code Data code</p>
<p><b>1v</b></p>  <p>SMD code</p>	<p><b>1w</b></p>  <p>Manufacturer logo SMD code</p>	<p><b>1x</b></p>  <p>Manufacturer logo SMD code Data code</p>	<p><b>1y</b></p>  <p>Manufacturer logo SMD code</p>

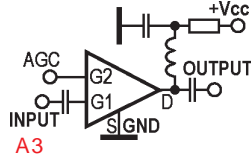
**SECTION 14**  
**SAMPLE SCHEMATIC DIAGRAMS**



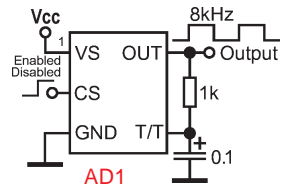
A1



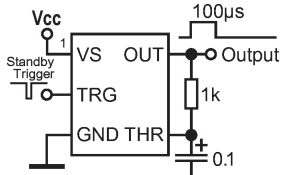
A2



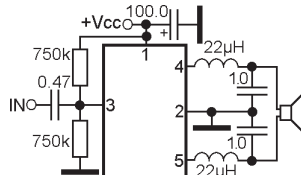
A3



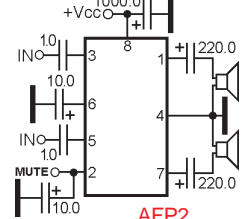
AD1



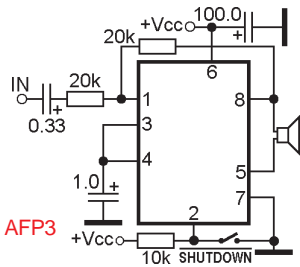
AD2



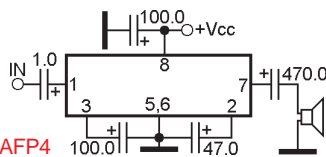
AFP1



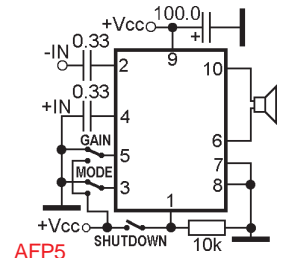
AFP2



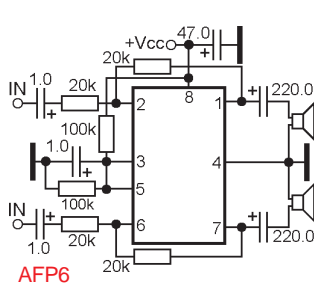
AFP3



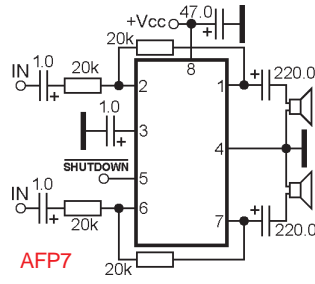
AFP4



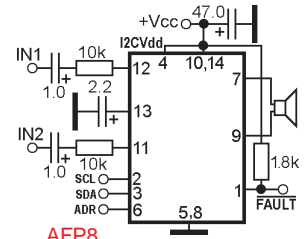
AFP5



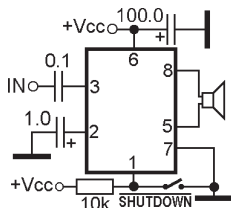
AFP6



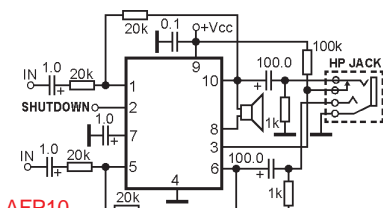
AFP7



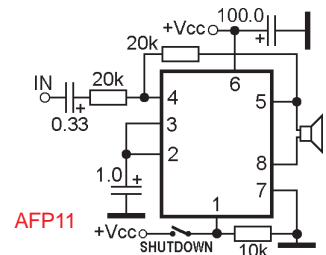
AFP8



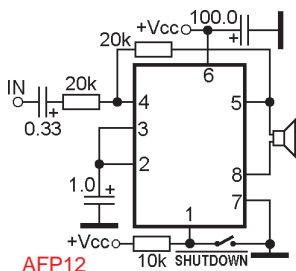
AFP9



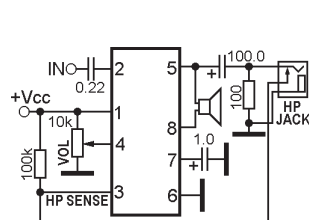
AFP10



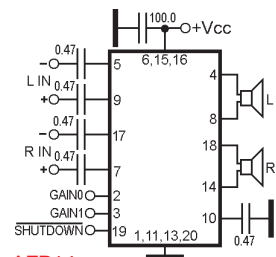
AFP11



AFP12



AFP13



AFP14



**LOGOS, CONTACT and WEB-ADRESSES OF THE MANUFACTURERS**



**Aat- Advanced Analog Technology**

2F, No. 17, Gongye E. 2nd Rd., Science-Based Industrial Park, Hsinchu City 300, Taiwan  
<http://www.aatech.com.tw/index.aspx>



**Ad, And- Analog Devices**

One Technology Way, Norwood, MA 02062, USA, Phone: 781/329-4700  
<http://www.analog.com>



**Adt- ADDtek**

Taiwan-Taipei, Phone : +886-2-2570-0299, Fax : +886-2-2570-0196  
<http://www.addmtek.com/Index.htm>



**Agi- Agilent Technologies**

395 Page Mill Rd. Palo Alto, CA 94306 USA, Phone: +1 (877) 424-4536  
[www.semiconductor.agilent.com](http://www.semiconductor.agilent.com)



**Aic- Analog Integrations Corporation**

3A1, No.1, Li-Hsin Rd. I, Science Park, Hsinchu 300, Taiwan, R.O.C.  
<http://www.analog.com.tw>



**Ali- Alliance Semiconductor**

12575 Augustine Drive, Santa Clara, CA 95054, USA, Phone: +1-408.855.4900  
<http://www.alsc.com>



**AII- Allegro MicroSystems Inc.**

115 Northeast Cutoff, Box 15036 Worcester, MA 01615, USA, Phone: +1-508-853-5000  
<http://www.allegromicro.com>



**Ame- AME, Inc.**

2F, 189 Kang-Chien Road, Nei-Hu Dist. Taipei 114 Taiwan, R.O.C., Phone: 886 2 2627-8687  
[www.ame.com.tw](http://www.ame.com.tw)



**Ana- Anachip Corp.**

2F, No.24-2, Industry E. Rd. IV, Science-Based Industrial Park, Hsinchu 300, Taiwan  
Phone: +886-3-5678234  
[www.anachip.com.tw](http://www.anachip.com.tw)



**Anp- Anpec Electronics Corp.**

5F, No. 2 Li-Hsin Road, SBIP, Hsin-Chu, Taiwan, R.O.C. Phone: 886-3-5642000  
[www.anpec.com.tw](http://www.anpec.com.tw)



**Ant- Advanced Analogic Technologies, Inc.**

830 E. Arques Avenue, Sunnyvale, CA 94085, USA, Phone: (408) 737-4600  
<http://www.analogictech.com>



**Aom- Alpha & Omega Semiconductor**

495 Mercury Drive, Sunnyvale, CA 94085, USA, Phone: +1 (408) 830-9742  
<http://www.aosmd.com/>



**Ask- AKM Semiconductor Inc.**

1731 Technology Drive Suite 500, San Jose, CA 95110, USA  
<http://akm.com/index.asp>



**Atr- Aimtron**

2F, No.10, Prosperity RD. II, Science-Based Industrial Park, Hsinchu 300, Taiwan, R.O.C.  
Phone: 886-3-563-0878  
<http://www.aimtron.com.tw>




**Auk- AUK Semiconductor Corp.**

Shinheung-dong, Iksan, Jeollabuk-do, Korea, Phone: 063-835-7111  
<http://www.auk.co.kr>

# TURUTA ELECTRONICS WORLD-

source of information for repair technicians about technical info, appliance schematics, datasheets, download e-books, semiconductors information resource

<http://www.turuta.md>




## TURUTA ELECTRONICS WORLD

SEMICONDUCTOR COMPONENT DATABOOKS, SERVICE MANUALS, DATASHEETS, REPAIR TECHNOLOGIES INFO

[Carre Migration Australia](#) Visa Advice and Management of Skilled, 457, ENS, Family visas [www.carremigration.com.au](http://www.carremigration.com.au)  
[Local Jewish Federations](#) Find out where to connect near you Community involvement; Philanthropy [www.jewishfed.com](http://www.jewishfed.com)  
[International Movers](#) Get fast and easy quotes, from several international movers. [www.intlmovers.com](http://www.intlmovers.com)

AdChoices ▶


### ELECTRONIC FORMAT DATABOOKS


**NEW!** • SMD-codes databook, 2011 Edition 

A new, 2011 edition SMD-codes databook in electronic format from a known author Eugene Turuta presents the SMD-codes for active semiconductor components. This book includes now 170.300 SMD-codes for different semiconductors like diodes, thyristors, transistors and ICs.

Make PayPal payment by regular price 25€

[Buy Now](#)




**NEW!** • STK and STR integrated circuits, 2011 Edition 

A new data book about the common and very popular STK (Sanyo) and STR (Sanken) hybrid integrated circuits. Over 1.600 circuits from STK0025 to STR-24579. Schematic of connection, application, short description, table of characteristics with all common parameters, replacements, case outline drawings available for all integrated circuits.

Make PayPal payment by regular price 24€

[Buy Now](#)



**NEW!** • Integrated circuits- power audio amplifiers, 2011 Edition 

A new, 2011 edition data book in electronic format from a known author Eugene Turuta presents the standard and modified circuit diagram, short description, electrical characteristics, pinouts and conventional case drawings of the integrated circuits - power audio amplifiers. This book includes about 6560 most popular integrated circuits - power (final) audio amplifiers and for today is the most complete databook in the world.

ABOUT US

[Buying options, terms and condition](#)

[Contact us](#)

FREE TECH INFO

[Appliance schematics](#)

[Power supply schematics](#)

[Service mode and options](#)

[TV model to chassis cross reference](#)

[Datashets](#)

[Integrated circuits cross reference](#)

[Electronic components manufacturer list](#)

MEMBERS AREA


[Become a member today!](#)


FAQs

[Frequently asked question](#)

SEARCH ON SITE:

[Search](#)






Regular Price: 25€ [more...](#)



Regular Price: 24€ [more...](#)



Turuta Electronic Worlds allow you to download sample of "SMD-codes databook, 2011 edition", "Power audio amplifiers- integrated circuits, 2011 edition", "STK and STR integrated circuits", "SMD-codes databook, 2010 edition" and more.

You can buy complete version of e-format (pdf) "SMD-codes databook, 2011 edition", "Power audio amplifiers- integrated circuits, 2011 edition", "STK and STR integrated circuits", "SMD-codes databook, 2010 edition", and more.

We accept PayPal payments from any country, Moneybookers payments from any country, International Money Transfer Systems such as: Anelik, Contact, Leader, RIA, UniStream, Western Union.

Turuta Electronic Worlds products are available on e-format (pdf file) only and via electronic delivery only. After payment, within 72 hours you will receive an email with the attached book (pdf file). Should we experience any issue sending the data over to you, we will notify you. If after 72 hours you do not receive any email from us please let us know.

Also you can free download appliance schematic diagram, power supply schematic diagram, datasheets and other.

In case if you have any questions, proposals or suggestions feel free to contact the author of the book at the e-mail address

[eturuta@gmail.com](mailto:eturuta@gmail.com)



© Eugene Turuta  
© Martin Christian Turuta  
<http://www.turuta.md>